

CHICAGO SKY



#REDEFINEPOSSIBLE



**2017
MEDIA
GUIDE**

TABLE OF CONTENTS

General Information

Spotters Chart
Sky General Info/Training
2017 Sky Season Schedule
Allstate Arena
In-Game Entertainment
Sky in the Community
Sky Cares
WNBA Cares

Front Office

Principal Owner, Michael Alter
Owner, John Rogers
Chairman/Minority Owner, Margaret Stender
President & CEO, Adam Fox
Chief Financial Officer, Rommel Famatid

Coaches and Trainers

General Manager & Head Coach, Amber Stocks
Assistant Coach, Carlene Mitchell
Assistant Coach, Carla Morrow
Advanced Scout, Kelly Schumacher-Raimon
Head Athletic Trainer, Jess Cohen
Strength & Conditioning Coach, Ann Crosby

2017 Chicago Sky Team

The Players
Recent Transactions

2016 Regular Season Review

Sky and Oponent Highs & Lows
Sky and Opponent Individual Highs
2015 Sky Scoring Lines
2015 Opponent Scoring Lines
2015 Sky Quarter-By-Quarter Shooting

2015 Opponent Quarter-by-Quarter Shooting
2015 Scoring by Quarter
2015 Regular Season Box Scores

Sky History

Franchise Firsts
Draft History
Honor Roll/All-Time Records
All-time Leaders
Leaders by Year
All-Time Transactions
2016 Stats
2016 Game by Game Results
2015 Stats
2015 Game by Game Results
2014 Stats
2014 Game by Game Results
2013 Stats
2013 Game by Game Results
2012 Stats
2012 Game by Game Results
2011 Stats
2011 Game by Game Results

2010 Stats
2010 Game by Game Results
2009 Stats
2009 Game by Game Results
2008 Stats
2008 Game by Game Results
2007 Stats
2007 Game by Game Results
2006 Stats
2006 Game by Game Results
Playoff History

The WNBA

Atlanta Dream
Connecticut Sun
Indiana Fever
Los Angeles Sparks
Minnesota Lynx
New York Liberty
Phoenix Mercury
San Antonio Stars
Seattle Storm
Dallas Wings
Washington Mystics

2017 CHICAGO SKY ROSTER



**JESSICA
BRELAND #51**

Forward



**STEPHANIE DOL-
SON # 31**

Center



**KAHLEAH COP-
PER #2**

Guard/Forward



**KEISHA
HAMPTON #24**

Forward



**MAKAYLA EPPS
#25**

Guard



**IMANI BOYETTE
#34**

Center



**CHEYENNE
PARKER #32**

Center



**AMBER
HARRIS #11**

Forward



**CAPPIE
PONDEXTER #23**

Guard



**TAMERA
YOUNG #1**

Forward



**ALLIE
QUIGLEY #14**

Guard



**COURTNEY
VANDERSLOOT #22**

Guard

GENERAL

SKY LOGISTICS

SKY OFFICE ADDRESS

5500 W. Howard Street
Skokie, IL 60077
Telephone: 312-828-9550
Website: www.chicagosky.net

SKY TRAINING FACILITY

Sachs Recreation Center

TEAM COLORS

Sky Blue, Yellow and White



TELEVISION

Weigel Broadcasting
Company - WCIU, The U,
The U Too

PA ANNOUNCER

Ray Clay

TV PLAY-BY-PLAY

Lisa Byington

TV ANALYST

Stephen Bardo

SKY TICKET INFO

312-759-9622 or
866-SKY-WNBA

SKY TRAINING FACILITY

Sachs Recreation Center, a facility of the Deerfield Park District, is a 100,000-square-foot community fitness center that was fully renovated in 2009. It boasts amenities such as basketball courts, tennis courts, weight rooms, a four-lane 160-meter track with elevated turns, lap pool, whirlpool, sauna, and spacious locker rooms. Open to the public, Sachs Recreation Center is located at 455 Lake-Cook Road, just west of Waukegan Road in Deerfield, Illinois.

2017 KEY SKY DATES

WNBA Draft	April 13
Training Camp Start	April 23
Pre-Season Games Start	May 2
Media Day	May 10
Final Roster Cut-Down	May 12
Opening Day	May 14
Sky Home Opener	May 19
All-Star Game	July 22
End of Regular Season	September 3
Playoffs Begin	September 6
Last Possible Finals Date	October 4

GENERAL

2017 REGULAR SEASON SCHEDULE

Date	Opponent	Time (CT)	TV
May 14	@Minnesota	6:00 pm	The U Too
May 19	vs. Atlanta	7:30 pm	The U Too
May 21	@Atlanta	2:00 pm	The U Too
May 24	vs. Washington	11:30 am	NBATV
May 26	@Washington	6:00 pm	The U Too
May 28	vs. Connecticut	5:00 pm	The U Too
June 1	vs. Phoenix	7:00 pm	The U Too
June 6	@Los Angeles	9:30 pm	The U Too
June 10	@San Antonio	7:00 pm	The U Too
June 16	@ Phoenix	9:00 pm	The U Too
June 18	vs. Indiana	5:00 pm	The U Too
June 23	@Atlanta	6:30 pm	ESPN 3
June 25	vs. Washington	5:00 pm	The U Too
June 28	vs. Indiana	11:30 am	Twitter
June 30	@San Antonio	7:00 pm	The U Too
July 8	vs. Minnesota	7:00 pm	The U Too
July 12	vs. Dallas	11:30 am	Twitter
July 14	@New York	6:30 pm	The U Too
July 16	@Dallas	3:30 pm	The U Too
July 18	@Seattle	8:00 pm	ESPN 2
July 20	@Los Angeles	2:30 pm	The U Too
July 25	@Connecticut	6:00 pm	ESPN 3
July 28	vs. Phoenix	7:30 pm	The U Too
July 30	vs. New York	5:00 pm	The U Too
August 4	@Indiana	6:00 pm	The U Too
August 5	vs. Atlanta	7:00 pm	The U Too
August 10	vs. San Antonio	7:00 pm	ESPN 3
August 18	vs. Los Angeles	7:30 pm	The U Too
August 20	vs. Seattle	5:00 pm	The U Too
August 25	@Connecticut	6:00 pm	The U Too
August 27	@New York	2:00 pm	The U Too
August 30	vs. Dallas	7:00 pm	The U Too
September 1	@Minnesota	7:00 pm	The U Too
September 3	vs. Seattle	3:00 pm	The U Too

IN-GAME ENTERTAINMENT



SKY GUY

Born and raised in Chicago, Sky Guy is the team's biggest fan. With five older sisters, all of whom were basketball players, Sky Guy formed a love for women's basketball at an early age. Sky Guy can be seen at every Sky game at Allstate Arena as well as at Sky clinics, girls' basketball tournaments, parades and libraries throughout the Chicagoland area. Sky Guy is always looking to make new friends and meet other Sky fans so say "hi" when you see him.



SKY SQUAD

This five-man aerial ensemble amazes fans with extraordinary dunking displays, complete with mid-air passes, flips and twists. Besides performing at Allstate Arena for Chicago Sky games, Sky Guy and the Sky Squad have dunked all over Illinois at sporting events, birthday parties and city festivals. Sky Guy and the Sky Squad will appear at numerous Sky home games in 2017.

IN THE COMMUNITY

Being active in the community is a high priority for the Chicago Sky.

The Sky participates in numerous community projects throughout the year and focuses on building relationships with community groups and organizations. By getting involved in communities throughout the Chicagoland area, the Sky hopes to inspire fans to get involved.

Hoops For Health

Hoops for health is an interactive school assembly program for elementary school children to learn about exercising and eating healthy.

Chicago Sky Reading Program

The Chicago Sky & the Sky Cares Foundation partners with local libraries and schools to promote literacy and reading. The Reading Program rewards & recognizes students for their accomplishments related to reading. Students who participate in their library or school reading program will earn one FREE ticket to a selected Chicago Sky game date.

The Sky also invites parents and family to join us in celebrating their child's achievements. Additional discounted tickets will be available for purchase on the order form.

Hoops for Troops

Giving military support to active and retired servicemen and service women, and their families through events, career guidance and on-court recognition.

Breast Health Awareness

Breast Health Awareness Program works to generate awareness and educate women on what can be done to fight breast cancer in addition to raising funds for the initiative.

SKY CARES

Helping build girls' self-esteem and providing girls and young women with positive mentors.

The Sky participates in numerous community projects throughout the year and focuses on building relationships with community groups and organizations. By getting involved in communities throughout the Chicagoland area, the Sky hopes to inspire fans to get involved.



The Chicago Sky Cares Foundation's mission is to enrich the lives of our community's youth and families by demonstrating the positive impact a professional women's basketball team can make in the community by inspiring greatness through strong, athletic and educated roles models. Sky Cares Foundation is able to actively support the mission through a series of programs and events built around the importance of education, health and fitness.

Over the last few years thousands of 7-18 year old children from diverse ethnic, economic and geographical communities have participated in Sky Cares' events. This year Sky Cares aims to again have a direct and sustainable impact by working collaboratively with local organizations to identify and serve youth from underprivileged Chicagoland areas, with the mission of:

- Increasing youths' self esteem and access to positive, strong leaders and mentors
- Teaching conflict resolution and proper ways to overcome obstacles
- Teaching ways to get active that fit with daily schedules at home, school and life
- Teaching how to become confident and positive individuals



WNBA CARES



Through WNBA Cares, the WNBA is deeply committed to creating programs that improve the quality of life for all people with a special emphasis on programs that promote a healthy lifestyle and positive body image, increase breast and women's health awareness, support youth and family development, and focus on education.

- **PHILANTHROPY:** More than \$11.5 million donated to charity, more than \$3.5 million raised in the fight against breast cancer
- **SERVICE:** More than 565,000 hours of hands-on service
- **LEGACY:** More than 45 places where kids and families can live, learn or play
- **INSPIRATION:** 27 current and former WNBA coaches and players have traveled to 27 countries across five continents throughout the world as sport ambassadors inspiring youth and promoting health and wellness through basketball.



WNBA FIT

The WNBA FIT platform is the league's comprehensive health and wellness program that encourages physical activity and healthy living for children and families through grassroots programs and events, and products related to health, fitness, nutrition and self-esteem. In cooperation with well-established health and wellness organizations, WNBA FIT informs, educates and engages children and families in healthy living practices.



WNBA GREEN

The WNBA is committed to a long-term environmental plan through the implementation of sustainable business practices and procedures that decrease the league's carbon footprint and contribute to a clean, healthy environment. The WNBA Greening Initiative is an innovative program designed to reduce the environmental impact of the league's operations and events.



BREAST HEALTH AWARENESS

The WNBA Breast Health Awareness program focuses on generating awareness and educating women about breast cancer in addition to raising funds for the initiative. This season WNBA Breast Health Awareness Week will take place from July 28 – August 3.



WNBA INSPIRING WOMEN

The Inspiring Women platform celebrates women who demonstrate their ability to inspire others through their commitment, passion and dedication to work, family and community.



WNBA CARES COMMUNITY ASSIST AWARD

The WNBA Cares Community Assist Award presented by State Farm recognizes a WNBA player for their outstanding efforts in the community and for ongoing philanthropic work during each month of the 2014 WNBA season.

STAFF

FRONT OFFICE

Front Office

Michael Alter
Principle Owner

John Rogers
Owner

Margaret Stender
Chairman/Minority Owner

Executive

Adam Fox
Team President/CEO

Basketball Operations

Amber Stocks
General Manager & Head Coach

Carla D. Morrow
Assistant Coach

Carlene Mitchell
Assistant Coach

Ann Crosby
Strength & Conditioning Coach/Director of Basketball Operations

Jess Cohen
Athletic Trainer

Kelly Schumacher-Raimon
Advanced Scout

Marketing Partnerships

Jim Burda
Vice President of Marketing Partnerships

Jasmine Allen
Senior Account Executive

Jordan Johnson
Manager, Community Relations

Amy Jaeschke
Sales Activation Manager

Communications and Operations

Michelle Henstock
Vice President of Operations

Diana Sweis
Media & Communications Manager

Samantha Salzeider
Events & Marketing Coordinator

Nick Burke
Operations & Charity Tickets Coordinator

Chad Boxenbaum
Director of Game Operations

Andres Baines
Mascot Coordinator

Mark Fanta
Creative Services Manager

Amber Del Rio
Video Production Coordinator

Sarah Pawlik
Creative Services Coordinator

Finance

Rommel Famatid
Chief Finance Officer

Ticket Sales

Julie Seyller
VP Ticket Sales, Service & Marketing

James Thompson
Director of Ticket Operations

Jordan Mendelson
Senior Ticket Sales Manager

Bryan Van Den Bosch
New Business Development Manager

Matt Marquez
Account Executive

Austin O'Regan
Account Executive

Mo McKinney Jr
Account Executive

Anthony Travis
Account Executive-New Business Development

Matt Labossiere
Manager of Program Development

William Cleveland
Inside Sales Representative

STAFF


COMMUNICATIONS AND OPERATIONS



MICHELLE HENSTOCK
Vice President of Operations



DIANA SWEIS
Media & Communications
Manager



SAMATHA SALZEIDER
Events & Marketing Coor-
dinator



NICK BURKE
Coordinator of Opera-
tions & Charity Tickets



CHAD BOXENBAUM
Director of Game Op-
erations



ANDRES BAINES
Mascot Coordinator

MARKETING PARTNERSHIPS



MARK FANTA
Creative Services Coordi-
nator



AMBER DEL RIO
Video Production Coordi-
nator



SARAH PAWLIK
Creative Services Coordi-
nator



JIM BURDA
Vice President of Marketing
Partnerships



JASMINE ALLEN
Senior Account Executive



JORDAN JOHNSON
Manager of Community
Relations

TICKET SALES




AMY JAESCHKE
Sales Activation Manager



ALEX TEODOSI
Business Development
Coordinator



JULIE SEYLLER
Vice President Ticket
Sales, Service & Mar-
keting



JAMES THOMPSON
Director of Ticket
Operations



JORDAN MENDELSON
Senior Ticket Sales
Manager




BRYAN VAN DEN BOSCH
Manager New Business
Development

FINANCE



MATT MARQUEZ
Account Executive



AUSTIN O'REGAN
Account Executive



MO MCKINNEY JR
Account Executive



ROMMEL FAMATID
Chief Financial Officer

MICHAEL ALTER

Chairman/Principal Owner



Sky owner Michael Alter, a Chicago native with a deep commitment to the city, is dedicated to his franchise and sees it as a way to encourage opportunities for young women in professional athletics. He holds strong beliefs that Chicago is the best sports town in the country, which is a big reason why he decided Chicago needed a WNBA team. Alter's values include hard work, education, excellence and sportsmanship, all characteristics he believes that will lead the Sky to succeed as both an organization and a team.

Alter, who was recognized in the Crain's Chicago Business 40 under 40 list in 2000, is the President of Chicago-based The Alter Group, one of the nation's 10 largest commercial real estate developers. Since becoming President in 1995, he has transformed his family's company from a strong, regional office and industrial developer into one of the nation's preeminent privately held full-service real estate companies. Today, the company has 6,700,000 square feet of space worth \$712,000,000 under development in 25 different markets across the nation, from Washington D.C. to Orange County, CA. Alter has created three new companies under The Alter Group umbrella in the last 7 years — Alter+Care, EnTrust Realty Advisors and Alter Construction Group — each of which has become a strong entity in its respective field.

In 1994, Alter founded City Year Chicago, a cutting-edge, non-profit, national-service program which is best known for its signature program, the City Year Youth Service Corps. The goal of the program

is to bring together approximately 1,000 people ranging in age from 17-24 from diverse backgrounds and hold them to a full-time commitment of a year of community service, leadership development and civic engagement where they mentor children. During City Year's existence, more than 1 million hours of service in local communities has been logged.

When asked why he thought to bring a WNBA franchise to Chicago, Alter stated, "For me, it was like meeting Ernie Banks or Bill Russell in their prime. I was so impressed, not only by the WNBA players' prowess as athletes but their intelligence, their passion, their dignity and their power to inspire. After meeting these amazing women and learning more about the WNBA, it did not make sense to me that the third largest city in the country, and frankly, in my opinion, the best sports town in the country, did not have a WNBA team."

Alter has a Bachelor of Arts degree in government from Harvard University and a law degree from the University of Chicago. He and his wife Ellen are parents of three children, all of whom are interested in sports and keep their parents very busy. They live in Winnetka, IL.


JOHN ROGERS

Owner

John W. Rogers, Jr. is Founder, Chairman, Chief Executive Officer and Chief Investment Officer of Ariel Investments. Headquartered in Chicago, the firm offers six no-load mutual funds for individual investors and defined contribution plans as well as separately managed accounts for institutions and high net worth individuals.

After working for 2½ years as a stockbroker at William Blair & Company, LLC, John founded Ariel Investments in 1983 to focus on undervalued small and medium-sized companies. Patience served as the cornerstone of a disciplined approach that still drives the firm today.

John's passion for investing started when he was 12 years old when his father bought him stocks, instead of toys, for every birthday and Christmas. His interest grew while majoring in Economics at Princeton University. In addition to following stocks as a college student, John also played basketball under Hall of Fame coach Pete Carril. He was captain of Princeton's Varsity Basketball Team his senior year. There, Carril's court-side lessons on teamwork profoundly shaped his views of entrepreneurship and investing.



Early in his career, John's investment expertise brought him to the forefront of media attention, including being selected as Co-Mutual Fund Manager of the Year by Sylvia Porter's Personal Finance magazine as well as an All-Star Mutual Fund Manager by USA TODAY. Furthermore, he has been highlighted alongside legendary investors Warren Buffett, Sir John Templeton and Ben Graham in the distinguished book: The World's 99 Greatest Investors by Magnus Angenfelt. Today, he is regularly featured and quoted in a wide variety of broadcast and print publications and is a contributing columnist to Forbes.

Beyond Ariel, John is a board member of Exelon and McDonald's, and serves as trustee to the University of Chicago. Additionally, he is a trustee of Rush University Medical Center and a life trustee of the Chicago Symphony Orchestra. Nationally, John is a member of the American Academy of Arts and Sciences, and a director of the Robert F. Kennedy Center for Justice and Human Rights.

In 2008, John was awarded Princeton University's highest honor, the Woodrow Wilson Award, presented each year to the alumni whose career embodies a commitment to national service. Following the election of President Barack Obama, he served as co-chair for the Presidential Inaugural Committee 2009, and more recently,

MARGARET STENDER

Chairman and Minority Owner

As the first employee, Margaret Stender served as the founding President and CEO of the Chicago Sky for the first six years of this WNBA franchise. She led the team development from a vision and a dream to a thriving multifaceted professional organization. Margaret has overseen several milestones: a growing passionate fan base, partnerships with many diverse businesses, the venue move to Allstate Arena, a monumental TV broadcast schedule, the creation of the Chicago Sky Cares Foundation plus an exceptional athlete roster which includes three WNBA all-stars, one who also plays on Team USA.

“We have been proud to introduce our world-class athletes as exceptional role models,” said Stender. “It has been rewarding to showcase strong accomplished women as an inspiration and a force for positive social change.”

Margaret experienced corporate success prior to joining the Sky throughout her 22 years in business while holding positions that included: President of the Juice Drinks for PepsiCo, President for Quaker Oats Ready-To-Eat Cereals and Senior VP/GM of Travel Solutions for Rand McNally.

Stender attended the University of Richmond where she was a three sport student athlete and was elected co-captain of the basketball team for three years. She earned a Bachelor of Arts degree in Education and Masters Degree in Business Administration from the University of Virginia.

Margaret, originally from Virginia, resides on the north side of Chicago with her two school-aged children. She serves on the Boards of The Latin School of Chicago and the Girl Scouts of Greater Chicago & Northwest Indiana. She is also a member of The Chicago Network.



ADAM FOX

President and CEO

In his seventh year as President and CEO of the Chicago Sky, Adam Fox oversees team operations in all matters pertaining to the day-to-day functioning of the franchise on the administrative side of the organization.

Adam Fox is the Sky's second Chief Executive Officer since the company's formation in 2005 and brings nearly 20 years of executive sports experience to the top of the Sky front office. He was promoted to the position on October 1, 2010. Fox had joined the team in October 2007 as Chief Operating Officer.

Fox's plans to have the Sky focused on winning basketball games and growing the fan base have had tremendous results. In 2011 the Sky's attendance increased by an impressive 29%, and he intends to further that momentum through ticket sales, sponsorship sales, and creating large-scale awareness.

"We have built a solid foundation here on which to expand," said Fox. "Moving forward our short term goal is to continue to keep the upward trend we have going. Long term it's about making the Sky and women's basketball part of the regular sports fabric in this city and beyond."

Prior to joining the Sky, Fox spent 14 years with the Chicago Wolves of the American Hockey League. During his time with the Wolves, the '02, '00 and '98 AHL Champions, Fox took on a variety of roles including ticket sales, managing merchandise, sponsorships sales, directing game operations and ultimately leading the front office as the Executive Vice President of Business Operations for his final eight years with the team.

For five years leading up to his time with the Wolves, Fox worked in sales and sports marketing. For three years Fox worked for Elite Sports Marketing, operating temporary sports memorabilia stores at major sporting events around the country. Fox also spent two years as district manager for Retail Star, Inc.

Fox graduated from Indiana University in 1989 with a degree in speech. He and his wife Brooke have two daughters and live in the northern suburbs.



AMBER STOCKS

General Manager & Head Coach

Amber Stocks was named the fifth head coach in Chicago Sky history on December 13, 2016. A veteran coach, she came to the Sky after two successful seasons as the assistant coach for the Los Angeles Sparks.

During her time with the Sparks, Stocks helped turn around a franchise that went 14-20 in 2015 to 26-8 in 2016. Stocks was key in scouting and game preparation throughout the playoffs spurring the Sparks run to 2016 WNBA Champions. In addition to her essential role in strategy preparation, Stocks was also responsible for coaching the LA frontcourt, which included the 2016 WNBA MVP, the 2016 6th Woman and the 2016 Finals MVP.

A long time collegiate women's basketball coach, Stocks has taken her coaching expertise to television, appearing as a color analyst on ESPN 3, the Big East Digital Network and FoxSports. As a transition out of collegiate coaching, Stocks worked as the Program Director and Head Coach for the Tucson HEAT Basketball Association (2009-13) in Arizona.

Most recently in the college ranks, Stocks spent seven seasons as an assistant coach at Xavier University (2002-06, 2007-09). During her tenure with the Musketeers, she assisted Kevin McGuff in putting together five 20-win seasons and six national post-season appearances. Prior to joining Xavier, Stocks spent two seasons on staff at the University of Tennessee (2000-2002), working closely with then Lady Vols head coach Pat Summitt. She was part of two regular season SEC Championships and the team advanced to the 2002 Final Four. While at Tennessee, Stocks worked with an array of decorated Lady Vols and future WNBA standouts.

A four-year women's basketball letter winner at University of Cincinnati, Stocks was a four-time Bearcat Scholar honoree, three-time Defensive Player Award recipient and helped lead the Bearcats to a Conference USA Championship. She played 116 games in her career, making 99 starts from 1995-99, and finished her career in the record books for multiple categories including games played and three-point shots made. Also while at UC, Stocks was an All-Conference track athlete, earning two letters in track and field and setting two school records. Stocks worked at the University of Notre Dame from 1999-2000 as a strength and conditioning coach. She also served as a student assistant strength and conditioning coach at Cincinnati and Xavier during her undergraduate career.

Born in Akron, Ohio and raised in Columbus, Ohio, Stocks earned a bachelor's degree in health promotion and education with a concentration in exercise and sport science from the University of Cincinnati in 1999.

Stocks has two sons, Liam (LJ) and Spencer.



CARLENE MITCHELL

Assistant Coach

Carlene Mitchell was named Assistant Coach of the Chicago Sky on Tuesday, January 31. A 20-year veteran of the game, Mitchell joins the Sky after most recently serving as the head coach at the University of California at Santa Barbara for four seasons. In her first season at the helm, she led the Gauchos to the Big West Conference Championship and a spot in the NCAA Tournament. Following the season, Mitchell was named a finalist for the WBCA's Maggie Dixon Rookie Coach of the Year Award.

Prior to UCSB, Mitchell spent 10 seasons at Rutgers University. Under the tutelage of Hall of Famer, C. Vivian Stringer, Mitchell helped direct the Scarlet Knights to NCAA berths in nine straight seasons and earned the title associate head coach for three seasons. Rutgers enjoyed unparalleled success during her stay, reaching the Sweet 16 five times, the Elite Eight on three occasions and the Final Four and national title game in 2007. In addition to Rutgers, Mitchell served similar capacities at Oklahoma State, Western Illinois and University of Missouri at Kansas City.



Success started at the collegiate level for Mitchell who helped lead Trinity Valley Community College to a 35-1 record and the 1994 NJCAA National Championship crown. Named All-Conference and selected to the NJCAA All-Tournament team, Mitchell played at TVCC for Women's Basketball Hall of Famer Kurt Budke.

Mitchell still holds the single season assists record (337) in the Lady Cardinals record book. She was inducted into the school's Cardinal Hall of Fame in October 2010, joining the likes of former WNBA players, Betty Lennox, Shalonda Ennis and Shannon Bobbitt.

Mitchell concluded her collegiate playing career at Kansas State University, graduating in 1996. While at KSU, she played for Brian Agler – current head coach of the Los Angeles Sparks.

CARLA D. MORROW

Assistant Coach

A veteran coach, Morrow spent 11 seasons as Assistant Coach at Xavier University.

Throughout Morrow's tenure at Xavier, the Musketeers put together a 184-128 overall record and 87-69 conference record. She helped Xavier capture six A-10 Championships and advance to four NCAA Tournaments highlighted by an Elite Eight appearance in 2010.

Morrow came to Xavier after spending two years at the University of Colorado as Director of Basketball Operations. While at Colorado, Morrow was responsible for organizing the team travel and film exchange, coordinating summer camps and publicity events while also serving as the team's academic, equipment and compliance liaison. Prior to her time at Colorado, Morrow served as the Director of Basketball Operations at Missouri State University. While there, Morrow's duties included film exchange and handling day-to-day operations within the program. The Bears won the 2005 WNIT and made an appearance in the 2004 NCAA Tournament.

Morrow had a decorated career as a basketball player. In 2002, she signed a free agent contract with the WNBA's Seattle Storm, becoming the first player from her alma mater, the University of Tulsa, to sign a professional contract. Morrow was a guard at Tulsa from 1998- 2002 and was the first player in Tulsa history with 1,000 points and 600 rebounds in a career. She finished her career at Tulsa ranking second in 3-point field goals (122), total field goals (427), rebounds (642), steals (201) and games played on the Tulsa career charts and was third in scoring with 1,115 points.

Anative of Houston, Texas, Morrow graduated from Elkins High School in Missouri City, Texas, in 1998 where she lettered in basketball, volleyball and soccer. Morrow graduated from Tulsa in 2002 with a Bachelor's Degree in Sports Management and received a Master's Degree from Missouri State in Education.

Morrow's parents, Carl and Dora and brother Chadrick, reside in Missouri City, Texas.



KELLY SCHMAUCHER-RAMION

Team Development Coach & Advanced Scout

Kelly Schumacher-Raimon was named as Team Development Coach & Advanced Scout for the Chicago Sky on January 23, 2017. An accomplished former WNBA and collegiate champion, she will be joining the Sky after a successful run as a professional basketball and volleyball player.

After completion of her WNBA career in 2010, Schumacher-Raimon transitioned to a successful career in beach volleyball, qualifying on the AVP Tour during her first summer of participation. Schumacher-Raimon played for the National Team and won a bronze medal in Rosarito, Mexico 2011. Schumacher-Raimon also represented Team USA at the FIVB (Federation International Volleyball Beach) tournament (equivalent to FIBA Euroleague for beach volleyball) in Moscow, Russia August 2013. Schumacher-Raimon returned to professional basketball in October, 2013, after four years of beach volleyball when she joined top Euroleague and Spanish league club Rivas-Ecopolis in Spain.



After being selected 14th overall in the 2001 WNBA Draft by the Indiana Fever, Schumacher-Raimon's WNBA Career included stops at four WNBA teams, Indiana Fever 2001-2005, New York Liberty 2006, Phoenix Mercury 2007, and Detroit Shock 2008. Schumacher-Raimon was a WNBA Champion with the Mercury in 2007 and the Shock in 2008. Schumacher-Raimon is also a winner of the WNBA Community Assist Award in 2001 for her work done in the community. Schumacher-Raimon has also played professional basketball throughout Europe and Asia including stops in Israel, Greece, Spain, Russia, China, Turkey and Korea. Schumacher-Raimon was a Spanish Female Basketball League Queen's Cup Champion in 2005 and also won a Spanish Female Basketball League Championship as a member of Perfumerias Avenida de Salamanca, being named MVP of the Spanish Female Basketball league Finals in 2006.

A four-year women's basketball letter winner at the University of Connecticut, Schumacher-Raimon was a key member of their 2000 national championship team. She set an NCAA Final Four record with a career high of nine blocked shots during the U-Conn's championship game. After her junior season she competed with USA Basketball as a member of the gold medal-winning Jones Cup Team. Schumacher-Raimon is ranked third all time in career blocked shots, and recorded 717 points during her time as a center for the Husky.

Born in Cincinnati, Ohio but raised in Quyon, Canada, Schumacher-Raimon earned a bachelors degree in Communications Science from the University of Connecticut in 2001.

TRAINERS

Jess Cohen, Head Athletic Trainer



Jessica Cohen, PT, DPT, MAT, ATC has been practicing athletic training for four years. She joined Illinois Bone & Joint Institute in April 2016 as the athletic trainer for the Chicago Sky. Jess enjoys treating all orthopedic sports based injuries especially those related to return to sport for knee, ankle, and shoulder injury. She enjoys working with athletes in order to safely and effectively return athletes to play as fast as possible. She received her performance specialist certification from EXOS and enjoys integrating injury prevention and rehab into the athlete's typical workouts. Jessica was a member of the Vanderbilt University swim team. She went on to work with women's basketball, softball, and football while completing her master degree at the University of Arkansas. She has spent the last four seasons working the Chicago Sky. She enjoys all sports, especially football and basketball, and is a huge fan of the SEC conference.

Ann Crosby, Strength and Conditioning Coach



Ann Crosby is in her eleventh season with the Sky. She has 16 years of experience as an independent strength and conditioning consultant for professional athletes. She served as the head strength and conditioning coach for all 18 UIC athletic teams for three years. Prior to UIC, she served as a strength and conditioning coach for Georgia Tech and Northwestern University. Crosby was the first full-time strength and conditioning coach for the Women's United Soccer Association after serving as the head of athlete performance for the Carolina Courage WUSA team. Crosby also consulted for the Chicago Red Stars women's soccer team.

PHYSICIANS

Dr. Danielle Bass, Head Team Physician

An athlete since her youth, Danielle Bass, M.D., turned her love of sports into a career as a general medicine physician with a focus on sports medicine. While completing her undergraduate degree she was a member of the University of Florida Women's 1998 National Championship Soccer Team. She earned her medical degree from Florida State University, served as a family medicine resident at MacNeal Hospital in Berwyn and completed a sports medicine fellowship at O'Connor Hospital in California.

Dr. Bass is a member of the American Medical Society for Sports Medicine and has presented research on lower extremity injuries in runners. She gives lectures on primary care sports injuries along with non-operative treatments for athletes.

Dr. Bass has served as team physician for the Women's Professional Soccer League and the U.S. Olympic Weightlifting Team at the World's Championship in Turkey. She is the team physician for St. Rita High School, St. Ignatius College Prep, and Chicago State and Robert Morris universities. She evaluates sports injuries and works with children and adults to help them return to their sport non-operatively.

Dr. Preston Wolin, Team Orthopedic Surgeon

Preston Wolin, M.D., is the director and founder of the Center for Athletic Medicine, Ltd. Founded in 1991, the center provides multispecialty care to every level of athlete, from children to professionals.

Dr. Wolin has served as a team physician for DePaul University, Loyola University, University of Illinois at Chicago, the Chicago Fire (Major League Soccer), United States Soccer National Men's and Women's Teams and the Windy City ThunderBolts (Frontier League in Professional Baseball). He is also the team physician for Robert Morris University, St. Rita High School, St. Ignatius College Prep and Chicago State University.

A founding member of the Illinois State High School Sports Medicine Advisory Committee, Dr. Wolin also has been Vice President of the Conference USA Medical Committee and a consultant to the National Strength and Conditioning Association. He also has a subspecialty certificate in sports medicine from the American Board of Orthopaedic Surgery.

With considerable expertise in workers' compensation, Dr. Wolin is consulted by workers' and employers' attorneys. He has spoken before many workers' compensation groups, including insurance adjusters, nurse case managers and attorneys. He has served as Chairman of the Illinois State Medical Society's Workers Compensation Task Force.

Dr. Wolin is the Director of Sports Medicine and Director of Workers Compensation at Weiss Memorial Hospital.

2017 Chicago Sky Players



PLAYERS

#51 JESSICA BRELAND

Position: Forward

Height: 6'3"

Weight: 170

Years in WNBA: 3

College: North Carolina

Birthdate: February 23, 1988

Birthplace: Miami, FL

Acquired: Signed contract as free agent in 3/24/14



@JayBreland



@jaybreland

WNBA Career:

2016: One of three Sky players to appear in all 34 games...Averaged 6.0 points, 4.4 rebounds and 1.1 blocks per game...Finished with a career-high free-throw percentage of 79.5%...Scored a season-high 16 points against the Los Angeles Sparks (5/24)...Made 100th free throw in 7/19 win at Phoenix...Scored the winning basket with a buzzer-beater against Phoenix (7/19)...Passed Armintie Price for fifth-most offensive rebounds in Sky history in 8/26 win vs. ATL.

2015: Started in 30 of 33 games for the Sky...Second on the team in rebounding with 5.9 rebounds per game...Recorded five double digit rebounding games...Season high 17 points came in 7/17 loss to Minnesota...Fourth on the team in scoring at 6.3 points per game...Finished in the top 10 of the WNBA for total blocks for the second straight season with 36 (9th in the league)...sixth in the league in offensive rebounds with 70.

2014: Started all 32 games she played in...Averaged a career-high 9.7 ppg and 6.8 rpg...2014 WNBA All-Star selection, first of her career...Recorded 57 blocks (1.8 bpg), second most in the WNBA...Scored a career-high 26 points vs. Tulsa, 6/22.

2013: Played in 30 games with the Indiana Fever, averaging 5.3 ppg and 4 rpg...In her best game of the season, she recorded 17 points and seven rebounds against Connecticut, 8/1...Recorded a double-double with 10 points and 10 rebounds vs. Seattle, 6/30.

2012: Waived in training camp by the Washington Mystics.

2011: Originally drafted by Minnesota, she was part of a draft-day trade sending her to New York Liberty...Appeared in nine games for New York, scoring six points twice for the Liberty...Had a career-high three made field goals at Chicago, 6/17...Was signed and played sparingly for Connecticut, appearing in just four games for a total of six minutes.

International

2015-16

Played for China's Jiangsu, and averaged 16.1 points and 8.5 rebounds per game.

2013-14

Played in 18 games with Bnot Hertzeliya in Israel...Averaged 21.9 points and 10.9 rebounds.

2012-13

Breland played six games with Besiktas in Istanbul, Turkey, before completing the winter season in Israel...with Ramat Hasharon Electra, she averaged 11.5 points and 6.4 rebounds through 11 games where she was a teammate of Fever point guard Briann January.

2011-12

Breland averaged 12.9 points and 7.9 rebounds through 15 games with Ramat Hasharon Electra in Israel.

College:

Played in 140 games for North Carolina, averaging 10.8 ppg and 6.7 rebounds for her career... Named to the 2011 ACC All-Tournament Team and named All-ACC Honorable Mention... Lowe's Senior Class Award candidate in 2011... Selected 13th overall in the 2011 WNBA Draft

Personal:

Born Feb. 23, 1988 in Brooklyn, N.Y...Daughter of Jean and Charles Breland...Has three older siblings, Arneice (34), Christina (29) and Stephanie (27).

Breland Career Stats:

	Games	Minutes	FGM-FGA	3PM-3PA	FTM-FTA	REB	AST	STL	BLK	PTS
Total	142	2654	399-859	0-3	118-153	548	148	88	169	916
Average		18.7	0.464	0.000	0.771	4.9	1.0	0.6	1.1	6.5
Career-high		37 (7/13/14)	12 (6/22/14) 21 (6/18/14)	0 1 (multiple)	7 (9/9/16) 8 (9/9/16)	15 (2x)	6 (5/30/14)	3 (multiple)	7 (6/22/14)	26 (6/22/14)

PLAYERS

#31 STEPHANIE DOLSON

Position: Center

Height: 6'5"

Weight: 214


Years in WNBA: 4

College: University of Connecticut

Birthdate: January 8, 1992

Birthplace: Port Jervis, NY

Acquired: Acquired in a trade
with Washington on 2/ 2/2017



@bigmamastef



@bigmamastef

WNBA Career

2016: Started in 31 out of 34 games player. Ranked third on the team in scoring with 9.3 points per game. Ranked second on the team in rebounds with 4.7 per game. Finished the season fifth in minutes played per game (22.5), fourth in field goal percentage (.495) and ranked first in blocks (1.06) amongst all sophomores...

2015: Started in 33 out of 34 games played...Ranked third on the team and amongst sophomores in scoring with 10.6 points per game...Ranked third on the team and first amongst sophomores in rebounds per game, pulling down 5.6 per contest ...The former UConn Huskie also finished fifth in minutes (24.7), tied for first in field goal percentage (.495) and ranked first in blocks (1.06) amongst all sophomores.

2014: Played in all 34 games, starting in one...Averaged 18.4 minutes per game...Averaged 6.0 points per game...shot .811 from the free throw line...Led team with 1.09 blocks per game...Blocked a career high four shots in three games this season, ranking second amongst rookies in the category...Fourth on the team and amongst rookies in rebounds, averaging 4.4 boards per game...Scored 10+ points in six games...Grabbed 10+ rebounds in two games...Was the team leader in rebounds in seven games...Posted two double-doubles.

International:

Teamed up with Ivory Latta and Edirnespor in Turkey ... has been the team's third leading scorer and leading rebounder, averaging nearly eight boards per game ... played alongside Mystics teammate Emma Meesseman as the starting center for Spartak in Moscow, Russia in 2014

College:

A 2012-13 WBCA/State Farm All-America Team selection, Dolson also earned a spot on USBWA All-America Team and the AP All-America Third Team ... Named to the 2012-13 All-BIG EAST First Team and enters the 2013-14 season with three All-BIG EAST Tournament selections ... A member of the 2010-11 All-BIG EAST Freshman Team, Dolson has twice been named to the NCAA Tournament All-Regional Team. The Port Jervis, N.Y. native was selected to the 2012 All-Kingston Regional team and to the 2013 All-Bridgeport Regional squad ... Enters the 2013-14 season seventh on UConn's all-time blocked shots list with 161 career rejections and her 58 blocks in 2012-13 marked the fifth-most of any junior in UConn history ... Enters her senior season ranked fourth on UConn's all-time field goal percentage list at .598 after shooting .593 percent from the field in 2012-13. That marked the second-highest field goal percentage in the country ... Became the 36th member of UConn's 1,000 point list in 2012-13 and enters her senior season in 29th on UConn's all-time list with 1,299 career points ... Enters the year in seventh place on the Huskies' all-time free throw percentage list at .806.

Personal:

Born January 8, 1992 ... Parents are Krystal and Steve Dolson. Majored in communication science.

PLAYERS

#3 KAHLEAH COPPER

Position: Guard/Forward

Height: 6'1"

Weight: 155

Years in WNBA: 2

College: Rutgers

Birthdate: August 28, 1994

Birthplace: Philadelphia, PA

Acquired: Acquired in a trade with Washington on 2/2/17



@kahleahcopper



@klc215

WNBA Career:

2016: Started in 3 out of 30 games played ... ranked ninth on team in scoring with 6.2 points per game ... ranked fourth on team in rebounds with 3.1 per game ... finished the season first overall in three point field goal percentage (.467) and sixth overall in field goal percentage (.471) .

College:

Ranked No. 3 on Rutgers' career points chart behind only future WNBA stars Cappie Pondexter and Sue Wicks. Just fourth Scarlet Knight woman to top 1,800 career points.

2015-16: All-Big Ten First Team pick (coaches and media); one of 20 named to the Drysdale Award Watch List as nation's top player. Scored in double figures in 30 games.

2014-15: Second Team All-Big Ten (coaches and media) after being Rutgers' leading scorer for second straight season; was 7th in Big Ten in scoring. Reached double-figure scoring in all but four contests; led Scarlet Knights in scoring in 15 games.

2013-14: Named WNIT's Most Valuable Player and First Team All-American Athletic Conf. Excelled twice against eventual NCAA champ UConn, putting up 20 and 22-pt. efforts vs. Huskies.

2012-13: Named to BIG EAST All-Freshman Team

Personal:

A McDonald's All-America prep player at Philadelphia's Prep Charter, she chose Rutgers in order to be closer to mom, Leticia, who was undergoing treatment for breast cancer.

PLAYERS

#34 IMANI BOYETTE

Position: Center

Height: 6'7"

Weight: 195

WNBA Years: 2

College: University of Texas

Birthdate: October, 11, 1994

Birthplace: Los Angeles, CA

Acquired: Selected 10th overall in 2016 draft



@ImaniBoyette



@imanitrishawn

WNBA Career:

2016: Started 16 of 31 games as a rookie...Recorded two double-doubles on 6/10 at Indiana and on 7/10 against Phoenix...Recorded season-high four blocks on 7/8 vs. New York, 7/22 vs. Connecticut and vs. San Antonio...Posted double-digit rebounds in three games (7/19, 7/10, 6/10)...Averaged 6.7 points, 5.6 rebounds and 1.3 blocks per game...Top 20 in the league for rebounds per game and second rookie in the league with 5.6.

College:

All-Big 12 First Team honoree as a junior...Helped the Longhorns to their first NCAA Elite Eight appearance in 13 years in 2016...First Longhorn to register 1000 points, 1000 rebounds and 200 blocks...2016 Big 12 Co-Defensive Player of the Year...2016 WBCA All-American Honorable Mention...Played in 126 games...Averaged 10.8 points, 8.2 rebounds and 2.1 blocks in her career...Selected 10th overall in the 2016 WNBA Draft.

Personal:

Born October 11, 1994 in Los Angeles, Calif...Daughter of Pamela McGee and Kevin Stafford...Has three siblings: JaVale McGee, TaKenya and Torrey Stafford...cousin, Annette Smith-Knight, played basketball at Texas and was a member of the 1986 NCAA Championship team...brother, JaVale plays in the NBA (Golden State Warriors)...mother, Pamela, played in the WNBA, won two national championships at USC

Boyette 2016 Season Stats:

	Games	Minutes	FGM-FGA	3PM-3PA	FTM-FTA	REB	AST	STL	BLK	PTS
Total	31	587	87-157	0-0	33-50	175	18	19	42	207
Average		18.9	0.554	0.000	0.660	5.6	0.6	0.6	1.4	6.7

PLAYERS

#25 MAKAYLA EPPS

Position: Guard

Height: 5'10"

Weight: N/A

Years in WNBA: Rookie

College: Kentucky

Birthdate: June 6, 1995

Birthplace: Lebanon, KY

Acquired: Selected in 3rd round by Sky in 2017 WNBA Draft



@ThatEppsKidd25



@N/A

College:

Epps is the first UK woman ever to earn three All-SEC First Team honors from league's coaches (2015, '16, 17) ... 2016-17: Cats' top scorer (3rd, SEC); only player to end reg. season among SEC's top-10 in pts, FG%, assts. Sealed Sr. Night win vs. Miss. St. when, with game tied in OT, nailed put-back; had season-high 31 pts vs. No. 4 So. Car. in SEC Trnmnt ... 2015-16: All-America First Team (CollegeSportsMadness.com) and Hon. Mention (AP; WBCA). First player in UK history with 500 pts, 100 assts in consecutive seasons. Led team in ppg. Had triple-double with 21p, 12a, 11r vs. Morehead State. Shined vs. highly-ranked Louisville, Duke, So. Carolina (twice), Tenn. Miss. State and Tex. A&M, avg'g 18.4 ppg and hitting .486 on FGs ... 2014-15: First-Team All-SEC. Led 'Cats in scoring, assts. In SEC-only games, paced league with 15.1 ppg. Took over starting PG role Jan. 15 ...

PREP: 2013 Kentucky Miss Basketball, Kentucky Gatorade POY; led 39-0 Marion County to first state title ... **MISC:** Father, Anthony, played at UK from '94-'98 and was starting PG for Rick Pitino's '96 nat'l champs. Makayla finished with more career pts and boards at Kentucky than her dad. Was a Candace Parker fan growing up. Survived Dec. 2013 car accident, when a car she was in flipped multiple times on a Kentucky road while returning from a funeral; played the next day.

PLAYERS

#32 CHEYENNE PARKER

Position: Center

Height: 6'4"

Weight: 190

Years in WNBA: 2

College: Middle Tennessee State

Birthdate: August 22, 1992

Birthplace: Queens, NY

Acquired: Selected 5th overall in the 2015 WNBA Draft



@prettyballer24



@missball_playah32

WNBA Career:

2016: Started in seven of 25 games this season...Averaged 4.0 ppg & 3.2 rpg...Career-high 15 points and 10 rebounds at Seattle (7/17)...Completed her first career double-double at Seattle (7/17)... Made a career-high six field goals vs. Atlanta (8/26)...Attempted 10 field goals, the most in her career, at Seattle (7/17)...Had a career-high two steals three times this season (5/14, 8/26 & 9/9)...Third on the team in field goal percentage (.506).

2015: Made her WNBA debut on June 5 against Indiana and had eight points (season high) and four rebounds in 12 minutes of action...Set a career high in rebounds with seven against Washington on 8/2... Averaged 9.3 minutes per game and played in 30 of 33 games...Averaged 2.2 points and 2.5 rebounds per game over the course of the season.

International:

2015: Played for Henan Yichuan in China...Averaged a league-leading 14.1 rebounds per game and was in the WCBA's top three scoring leaders with 26.1 points per game.

College:

The Sky drafted Parker with the 5th overall pick in the 2015 WNBA Draft... After 3 years at High Point University, Parker transferred to Middle Tennessee State University, where she played her final college basketball season... In the 2014-15 season, she ranked 1st in triple-doubles, 2nd in double-doubles and 6th in blocks in NCAA Division 1, having 10 games of 20+ points and 13 double-doubles... Parker recorded the first triple-double in MTSU history, recording 18 points, 17 rebounds, 11 blocks vs. UTEP.... At High Point in the 2012-13 season, she broke her own conference record for blocked shots on her way to being named Big South's Defensive Player of the Year for the second straight season.... She averaged 17.9 points and 13.2 rebounds a game while collecting 23 double-doubles... Only the fifth Big South player to top the 1,000 plateaus for both points and rebounds.

Personal:

Daughter of Stanley Parker and Verna Bryant...Born on August 22, 1992...Brother Kalik Parker played collegiate basketball at SUNY Plattsburgh, while brother Yusef Parker played semi-pro football for the New York Panthers

Parker Career Stats:

	Games	Minutes	FGM-FGA	3PM-3PA	FTM-FTA	REB	AST	STL	BLK	PTS
Total	55	595	70-153	0-1	17-32	155	12	19	27	167
Average		10.8	0.458	0.000	0.466	2.8	0.2	0.4	0.4	3.0
Career high		38 (2x)	9 (7/1/14) 16 (multiple)	2 (7/15/15) 7 (7/15/15)	8 (7/1/14) 9 (7/1/14)	10 (7/17/16)	2 (multiple)	2 (multiple)	4 (2x)	15 (7/17/16)

PLAYERS

#23 CAPPIE PONDEXTER

Position: Guard

Height: 5'9"

Weight: 175

Years in WNBA: 10

College: Rutgers

Birthdate: January 7, 1983

Birthplace: Oceanside, CA

Acquired: Acquired in a trade with New York on 2/16/15



@cappa23



@cappa23

WNBA Career:

2016: Averaged 12.9 ppg and 2.8 rpg... Averaged 15.1 ppg in 10 games post-Olympic break... Became seventh player to record 6,000 points (6/10)... Became ninth WNBA player ever to record 1,350 assists against San Antonio (6/21)... Passed Lisa Leslie for fifth all-time in WNBA history in points scored against Connecticut (9/11)... Became ninth WNBA player ever to record 1,350 assists against San Antonio (6/21)... Named to "Top 20@20" team... Had her second-highest free throw percentage during her career (0.882)... Turned the ball over the least times per game for the third time in her career (1.4)... Finished the regular season at 1,400 career assists... Scored game-winning lay-up to defeat Minnesota on 9/13.

2015: Traded to the Sky on 2/16... Started all 29 Sky games in which she played... Second on the team in scoring with 15.0 points per game... Became one of only 10 players to be named an all-star seven or more times with her selection in July... Tied career low in turnovers per game (1.4)... Season-high 29 points in 7/12 win over Connecticut... Reached double digit scoring in 24 of 29 games... Seven 20+ point games.

2014 (New York): Started all 34 games for the Liberty... Was the team's second leading scorer with 13.2 points per game... Scored in double figures 23 times, including a season-high 29 points in an overtime loss against the Sky (6/18)... Recorded a double-double with 18 points and 11 rebounds in a win against Washington (7/6)... Led the team in assists with 3.9 per game... Named a starter on the 2014 Eastern Conference All-Star team.

2013 (New York): Started all 30 games she appeared in ... missed the final three regular season games due to injury ... Was the team's leading scorer with 16.9 points per game ... Scored in double figures in 25 games, including 12 contests with 20 points or more ... Had two games with 30-plus points ... Scored season high 34 points at Los Angeles (7/4) ... Poured in 33 points in road victory at Atlanta (8/11) ... Led the Liberty in assists with 4.0 per game ... Posted six or more assists in nine games, including a season-high nine assists in win over Washington (7/31) ... Named a starter to the 2013 East All-Star roster.

2012 (New York): Started in all 34 games ... Averaged a team-best 20.4 points and 4.3 assists per game ... Was third on the squad with 4.5 rebounds per contest ... Scored in double figures in 33 of 34 games ... Posted 20 or more points in 18 games and had four 30-point games, including a season high 33 points at Indiana (7/10) ... Recorded three double-doubles for the season ... Had 14 points and 13 assists at Atlanta (6/19) ... Tied Teresa Weatherspoon for Liberty record for most assists in a single game (13) ... Scored 21 points and grabbed 12 rebounds vs. Los Angeles (9/9) and posted 30 points and 11 rebounds at Washington (9/16) ... Led team in total rebounds (154)... Named Eastern Conference Player of the Week in during the season, the 13th time she won the award... Made the 5th postseason appearance of her career.

2011 (New York): Led the Liberty in points finishing with 17.4 PPG... Pondexter tied the third most assists in a single game (11) in Liberty franchise history, joining Teresa Weatherspoon (atATL, 6/5)... Scored 20 or more points in 11 games... Selected to represent the Eastern Conference in the 2011 WNBA All-Star Game... Named Player of the Week twice during the 2011 WNBA season ... Made her fourth career playoff appearance.

2010 (New York): Started in all 34 games... No. 1 in Points (729.0), Field Goals Made (254.0) and Minutes Played (1167.0). and no. 2 in Points Per Game (21.4) in the WNBA ... Posted four 30-point games and registered 20-plus points 20 times... Scored a career high of 40 points and 14 field goals.

2009 (Phoenix): Started in all 34 games she appeared in ... Led the team in scoring 13 times ... Posted 20-plus points 18 times and 20-plus points with five-plus rebounds and five-plus assists five times ... Ranked as WNBA's No. 3 assists leader (5.0) and fourth leading scorer (19.1)... Registered her 2,000th career point to become the third Mercury player to accomplish the feat ... Became first player in league history to win the Player Of The Week honor for three consecutive weeks (July 5-18) ... Recorded four 20-plus point games in the WNBA Finals versus the Fever to help the Mercury win its second WNBA Championship in three years.

PLAYERS

PONDEXTER (CONT.)

(PONDEXTER CONT.)

2008 (Phoenix): Started in the 32 games she appeared in ... Ranked second in the WNBA in scoring with 21.2 points per game and eighth in assists with 4.2 per game ... Posted four 30-point games, scored 20-plus points 20 times and dished out five-plus assists 15 times ... Ledteam in scoring 12 times, assists 14 times and rebounds three times ... Named Western Conference POW for week ending July 20, 2008 ... Along with Diana Taurasi, broke record (previously set in 2006) as the highest-scoring teammates in league history (45.3 ppg).

2007 (Phoenix): Started in the 31 games she appeared in, missing three games due to injury (strained left groin) ... Earned first WNBA All-Star appearance ... Ranked No. 8 in the WNBA in scoring average (17.2) and No. 10 in assists per game (4.0) ... Led the team in scoring six times, rebounds once and assists 10 times ... Registered 30- plus points or more Scored 20-plus points 11 times ... Became the ninth player in league history to record 500 or more points in each of her first two seasons ... Named 2007 WNBA Finals MVP while leading Phoenix to its first WNBA Championship.

2006 (Phoenix): Named to WNBA All-Rookie team ... Finished ranked amongst the WNBA's top 20 statistical leaders, including points per game (19.5, 4th), three-point percentage (.373, 17th), free-throw percentage (.853, 10th) and minutes played (33.4, 5th) Scored 624 total points, the second-most prolific scoring rookie in league history behind Seimone Augustus ... Third rookie in WNBA history to break the 600-point mark (Cynthia Cooper, Augustus) ... Posted back-to-back 30-point games on June 2 and June 6, 2006 joining Cooper and Sherly Swoopes as the only players in league history to accomplish such a feat (later joined by Taurasi) ... Along with Taurasi, became the first teammates in league history to score 30 or more in the same game ... Scored 20-plus points 18 times, including six straight ... Scored 226 points in first 10 career games, the most in league history ... Led the team in scoring 10 times, assists eight times and steals a team-high eight times.

International:

Pondexter played for Fenerbahce in Turkey from 2007-2008 and again from 2013-2014, averaging 9.9 PPG in her second stint with the team, shooting 37 percent from the field and 71 percent from the free throw line. From 2009-2012, she played for UMMC in Russia, where she averaged over 10 PPG every year. Pondexter most recently played in Australia during the 2014-2015 season for the Dandenong Rangers, where she averaged 17.0 PPG, 5.5 RPG, and 4.0 APG.

College:

Pondexter attended Rutgers University, graduating in 2006. During her career there, she averaged 18.3 ppg and 4.4 rpg and is the only player to be named to the All-Big East first team four times, including the Big East player of the year in 2006. In addition, she posted three double-doubles, scored 30 points on six different occasions, and ranks in the top five all-time at Rutgers in numerous categories. Pondexter also helped lead the Rutgers women's basketball team to an elite 8 appearance in the 2005 NCAA tournament.

Personal:

Born on January 7th, 1983, Pondexter is the daughter of Vanessa and Leo Pondexter, and wears number 23 to honor Michael Jordan. She was an African Studies major at Rutgers and hopes to be a pre-school teacher once she retires from basketball. Pondexter went to John Marshall High School in Chicago and was the first person to be named Illinois Miss Basketball twice, in 2000 and 2001.

Pondexter Career Stats:

	Games	Minutes	FGM-FGA	3PM-3PA	FTM-FTA	REB	ASST	STL	BLK	PTS
Total	357	11451	2255-5291	444-1260	1358-1611	1381	1400	375	67	6312
Average		32.5	0.426	0.352	0.841	4.0	4.0	1.1	0.2	18.2
Career-high		45 (8/18/11)	14 (2x) 27(2x)	6 (6/25/06) 11 (6/25/06)	15 (6/14/08) 17 (6/14/08)	12 (9/9/12)	15 (7/15/09)	5 (multi- ple)	2 (mul- tiple)	40 (7/18/10)

PLAYERS

#14 ALLIE QUIGLEY

Position: Guard

Height: 5'10"

Weight: 140

Years in WNBA: 7

College: DePaul

Birthdate: June 20, 1986

Birthplace: Joliet, IL

Acquired: Signed as a free agent
on March 4, 2013



@alliequigley



@allie14quigs

WNBA Career

2016: Averaged 9.5 points per game...Career-high 29 points vs. New York (7/8)...Scored in double figures 14 times this season...Scored 20 or more points in two games this season in back-to-back games (7/8 vs. New York and 7/10 vs. Phoenix)...Recorded 200th career rebound in win over Seattle (9/2)...Dished out her 200th career assist in game against Seattle (9/18) and tied her career-high six assists.

2015: Started seven of 32 games in which she appeared for the Sky...Averaged 11.1 points per game (fourth on the team)...Had a season high 23 points in 7/21 win over Atlanta...18 double-digit scoring games...Won her second straight Sixth Woman of the Year Award on 9/17.

2014: Named the WNBA Sixth Woman of the Year, averaging 11.2 ppg, 2.2 rpg and 1.9 apg... Played in all 34 games and scored in double figures 21 times in 2014... Ranked in the Top-10 in the WNBA in free throw percentage (.879) and three-point percentage (.387)...Scored a career-high 27 points vs. Atlanta on 7/13... Averaged 14.2 ppg and 2.1 apg in the 2014 Playoffs

2013: Played in 34 games...First season with the Sky and set multiple career highs...Her game on June 7 she scored a career high with 14 points and 3 rebounds...She averaged 3.8 points this season...

2011: Signed by the Storm to a seven-day contract on Aug. 1...Saw action in seven games ...Played four minutes in Game 1 of the Storm's Western Conference Semifinal series against the Phoenix Mercury.

2010: Played four games with the Indiana Fever and three with the San Antonio Silver Stars.

2009: She made a total of six appearances for the Mercury, including a season-high nine-minute stint at Sacramento, 6/12...She was waived by the Mercury July 14.

2008: Originally drafted by Seattle, she was waived May 8 by the Storm and signed by Phoenix three days later...She made her professional debut in a 94-83 loss at Minnesota, 5/31, and scored the first points of her career against Connecticut, 6/18...In her best game of the season, she recorded career-highs of 11 points and five rebounds vs. Atlanta, 7/19...It is the only double-figure game of her career.

International

Played the 2013-14 and 2014-15 seasons with TS Wisla Can Pack Krakow located in Poland... In 2012-2013 offseason played for Good Angels Kosice in Slovakia...Led the Euroleague in 3-point field goal percentage (52.5%) during the 2012-2013 season...Averaged 15.1 points per game in the Slovakian league and 16.1 points in the Euroleague... Named to the All-Slovakian Team in 2013 and honored as Import Player of the Year...Previously played for Mersin in Turkey in 2008-2009 and Mizo Pecs of Hungary in 2009-2010.

College

One of just four players in DePaul history to score over 2,000 points in her career...She averaged a team-leading 19.4 points per game as a senior...Is third on the all-time career list with 2,078 points...For her efforts, she was named to the 2008 All-Big East second team...She was a Big East Academic All-Star.

Personal

She has a sister, Sam, and two brothers, Jake and Ryan...Her sister was the second leading scorer (13.1 ppg) for DePaul in 2009-10...Her brother Ryan was a pitcher on the baseball team at Saint Xavier University.

Quigley 2016 Season Stats:

	Games	Minutes	FGM-FGA	3PM-3PA	FTM-FTA	REB	AST	STL	BLK	PTS
Total	34	604	129-274	30-82	34-38	29	56	17	5	322
Average		17.8	0.471	0.366	0.895	0.9	1.6	0.5	0.1	9.5

PLAYERS

#1 TAMERA YOUNG

Position: Forward

Height: 6'2"

Weight: 172

Years in WNBA: 7

College: James Madison

Birthdate: October 30, 1986

Birthplace: Wilmington, NC

Acquired : Acquired via trade from Atlanta in exchange for Armintie Price on August 12, 2009



@tyoung11



@tyyoung11

WNBA Career

2016: Averaged 8.5 points and 4.5 rebounds per game...Recorded 1,000th career rebound and scored a season-high 24 points during win vs. Seattle (9/2)...Recorded 200th career steal vs. Phoenix (7/10)...Played her 200th career game with the Sky on 5/29 in Dallas and is the Sky's all-time leader for games played (235)...Completed the regular season with a career-high scoring average and scored the most points in a season in her career (273)...Finished the season with career-high field goal percentage (.450).

2015: Started in 10 of 19 games...Missed 15 games due to injury...Averaged 4.5 ppg and 2.9 rpg...Scored a season-high 14 points versus Indiana (8/4).

2014: Played in all 34 games and 9 postseason games of 2014, starting all but one contest...Averaged 6.7 points per game and 5.1 rebounds per game in the regular season, as well as an average of 7.4 points and 4.2 rebounds in the playoffs...Scored a season-high 16 points vs. Atlanta on 8/26.

2013: Played in 33 games (started eight)...played a season high 30 minutes on August 2... Scored a season high of 17 points vs. New York on July 20...

2012: Young played in 33 games and started 24 setting a career high for minutes played per game at 24.4... She averaged 8.2 points, 3.7 rebounds, and 1.4 assists per game...Became sixth Sky player to surpass the 1000 point mark for her career...finished the season with 1069 career points.

2011: Young played in 33 games and started 19... She averaged 7.9 points, 3.8 rebounds, and 1.3 assists per game. Tamera surpassed the 100 steal mark and set a career high with seven steals on August 20th at Washington ... Young set her career high in rebounds per game with 15 on August 9 at Connecticut...Of those 15 rebounds, 11 of them came on the defensive side.

International

Played the 2014-15 season for Uninassau/America in Brazil, averaging 14.5 ppg and 4.4 rpg... Was teammates with the Atlanta Dream's Tiffany Hayes and Erika De Souza in Brazil in 2014-15

College

Set CAA and school career scoring record (2,121)... Second on JMU and CAA career rebounding list (1,127) and only the second player in school history with more than 1,000 rebounds... School-record season points (693) and season scoring average (20.4)... School record career scoring average (16.7)... Associated Press All-America honorable mention as a senior...

Personal

Daughter of Greg Young and Lynda Nichols-Brown and John Brown...Has a brother, A.J., and two sisters, Nikia and Valerie... Nickname is Tee... Hobbies include watching movies and shopping... Lists the Bible as her favorite book... First player from James Madison to play in the WNBA... Attended the same high school in North Carolina (Laney High

Young Career Stats:

	Games	Minutes	FGM-FGA	3PM-3PA	FTM-FTA	REB	AST	STL	BLK	PTS
Total	270	5819	722-1781	30-111	367-533	1025	327	214	58	1841
Average		21.6	0.405	0.270	0.689	3.8	1.2	0.8	0.2	6.8
Career-high		40 (2x)	10 (9/2/16) 17 (7/6/12)	3 (6/29/08) 5 (7/23/10)	9 (6/29/08) 10 (multiple)	12 (6/8/11)	7 (6/18/08)	7 (8/20/11)	2 (multiple)	26 (6/29/08)

PLAYERS

#22 COURTNEY VANDERSLOOT

Position: Guard

Height: 5'8"

Weight: 132

Years in WNBA: 4

College: Gonzaga

Birthdate: February 8, 1989

Birthplace: Kent, WA

Acquired: Selected by the Sky third overall in the 2011 WNBA Draft



@Sloot22



@sloot22

WNBA Career

2016: Averaged 9.5 points per game and led the Sky with 4.7 assists per game and 1.3 steals per game...Started in 21 games...Tied for fourth in WNBA for assists per game (4.7)...Snagged her 200th steal (7/1)... Made the game-winning shot with five seconds to go in OT vs. Washington (7/1)...Earned her 400th defensive rebound of her career against San Antonio (9/4)...Collected her 900th assist against Connecticut (9/11)... Scored a season-high 18 points against Minnesota (9/13)...Scored 1500th career point in win at Dallas (8/28)...Recorded 900th career assist in win at Connecticut (9/11)...Passed Sylvia Fowles for third-most steals in Sky history (310) vs. Atlanta (8/26)...Scored two free throws to force overtime in win over Minnesota (9/13).

2015: Averaged 11.4 points, 5.8 assists and 3.4 rebounds per game...Started all 34 games...All-WNBA Second Team... Received WNBA Peak Performer Award for leading league in assists...Named Eastern Conference Player of the Week during week of August 31st...scored 1,000th career point on 6/19...Recorded first double-double of season on 6/30 with 14 points and 10 assists...Recorded a season-high 21 points on 8/14 against Seattle...Tied her season high in Sky's win against New York on 9/3.

2014: Appeared in 17 games due to injury, averaging 6.8 ppg and 6.0 apg... Became the Sky's all-time assists leader on May 26th when she tallied 10 assists vs. Minnesota on 5/26... Set the Sky single-game assist record (13) on 5/13 vs. Connecticut... Ranks eighth in WNBA history in career assists per game

2013: Started 33 games...Her 10 assist performance vs. Atlanta on August 31 broke her own Sky record for assists in a season with 162...With her career high of 24 blocks in 2013 she leads all WNBA guards in both total blocks and blocks per game...Vandersloot has had 12 games of 7 or more assists.

2012: Started 27 games...157 assists were fourth most in the league...Delivered career and franchise high 11 assists at Connecticut on August 26. Recorded 23 points, five rebounds, and four assists at Tulsa on August 24...Made career high five three-pointers on August 24...Posted six points, eight assists, and a career high seven rebounds in July 6 loss vs. New York.

2011: In her first season in the WNBA, Vandersloot played in all 34 games starting in 26... She averaged 6.5 points, 2.0 rebounds, and 3.7 assists per game ... She was named to the 2011 All-Star team as a reserve player and scored eight points, tallied two assists, and grabbed three boards in 13 minutes. On September 10th, Vandersloot set the Sky's single-season assists record with 124 assists in a season. At the end of the year Vandersloot was named to the WNBA All-Rookie Team.

International

2014-15: Played with TS Wisla Can Pack Krakow located in Poland...Averaged 9.8 points and 4.4 assists in 12 games.

2013-14: Played for Hungarian team UNI Gyor and averaged 18.3 points, 5.5 rebounds and 3.5 assists... Also played with Beretta Familia Schio located in Italy for eight games.

2012-13: Played in Croatia playing for Novi Zagreb...Averaged 6.5 points, 4.0 assists and 4.0 rebounds in two games.

2011-12: Played for Besiktas in Turkey...Averaged 16.6 points and 5.3 assists in seven games.

PLAYERS

VANDERSLOOT (CONT.)

College

As a freshman at Gonzaga, Vandersloot averaged 10.6 points, 3.9 rebounds, and 5.6 assists per game. She was named the West Coast Conference newcomer of the year. Her next year Courtney set a school record as she finished with 239 assists averaging 7.3 a game. She averaged 16.4 points per game and earned her first of three WCC Player of the Year awards. In her final year, she was named the Frances Pomeroy Naismith Award recipient for most outstanding Division I player no taller than 5'8", the Nancy Lieberman Award recipient for most outstanding DI point guard, and was listed in several All-American teams. Vandersloot was the first ever Division I player — man or woman — to notch more than 2000 points and 1000 assists in a career.

Personal

Born on February 8, 1989 in Kent, Washington, Courtney is the daughter of two parents who worked at Boeing. She grew up playing sports of all kinds with neighborhood children.

Vandersloot Career Stats:

	Games	Minutes	FGM-FGA	3PM-3PA	FTM-FTA	REB	AST	STL	BLK	PTS
Total	183	4863	597-1435	128-387	283-344	478	909	221	79	1605
Average		26.6	0.416	0.331	0.823	2.6	5.0	1.2	0.4	8.8
Career-high		41 (6/20/15)	10 (7/13/12) 18 (2x)	5 (2x) 7 (2x)	8 (9/13/16) 9 (9/13/16)	8 (8/21/15)	13 (2X)	5 (6/24/15)	3 (multiple)	23 (8/24/12)

PLAYERS

#24 KEISHA HAMPTON

Position: Guard

Height: 6'1"

Weight: 171

Years in WNBA: 1

College: DePaul

Birthdate: February 2, 1990

Birthplace: Philadelphia, PA

Acquired: Acquired in a trade with Minnesota in 2017



@Khamp_24



@KHamp_24

2016 SEASON

Completed her rookie season in the WNBA by seeing action in 27 games off the bench, drawing seven DNP-CDs... Netted 2.6 ppg and 0.4 rpg in 6.8 mpg, shooting 33.3% from the field, 33.3% (12-for-36) from three-point range and 87.0% (20-for-23) from the FT line... Chipped in a season-high 13 points Sept. 16 at Indiana, going 4-for-5 from beyond the arc; she'd converted just two of her previous 16 three-pointers... Added nine points in a season-high 21:09 on June 26 at Washington.

OVERSEAS

2015-16: Played with Bnot Hertzeliya in Israel... Appeared in 25 Israeli League games, averaging a team-high 17.8 points, including 6.6 rebounds and 2.8 assists... 2014-15: Spent the winter season with Dunkerque in France's LF2, averaging a league-leading 21.8 ppg, 8.2 rpg and 3.2 apg in 25 games... Shot 49.7% from the floor, 37.4% from beyond the arc and 83.2% from the line... 2013-14: Played for German club Saarlouis Royals, netting 14.8 ppg and 5.4 rpg in 14 contests... 2012-13: Made her pro debut midway through the season with SK Cesis in Latvia, contributing 18.3 ppg (53.1%), 7.0 rpg and 2.5 spg in 15 games as Cesis claimed the LSBL title.

COLLEGE

2011-12: 2011-12 Preseason Wooden Award List and Preseason Wade Watch List... was a preseason unanimous All-BIG EAST selection and was named a 2011-12 first-team preseason All-American by Sporting News, Athalon and College Sports Madness... finished her collegiate career with 1,574 points... was averaging 16.6 points in 12 games as a senior before exploratory surgery on her right knee ended her college career...

Personal

Daughter of John and Jennifer Hampton... has a sister, Kim and a brother, John, Jr.... her father, John, played for John Chaney at Cheyney University... he played on the Cheyney 1978 NCAA Division II National Championship team and 1979 Division II Final Four team... her brother, John, Jr., played four seasons at Mansfield University from 2004-08... majoring in Communications and M

PLAYERS

#11 AMBER HARRIS

Position: Forward

Height: 6'5"

Weight: 193

Years in WNBA: 1

College: DePaul

Birthdate: January 16, 1988

Birthplace: Indianapolis, IN

Acquired: Acquired in a trade with
New York on 2/16/15



@N/A



@N/A

WNBA Career

Harris, a 6'5 forward, graduated from Xavier University, and was selected 4th overall in the first round of the 2011 WNBA Draft by the Minnesota Lynx. Harris played in 84 games for the Lynx and has most recently played in South Korea for the Blue Minx.

PLAYERS

RECENT PLAYER TRANSACTIONS

2015 Transactions

June 9:

Allie Quigley was temporarily suspended

June 4

Jacki Gemelos was waived

June 3

Markeisha Gatling was waived

May 30

Courtney Clements was waived

May 20

Aleighsa Welch was waived

May 4

Sky signed Victoria Macaulay as free agent

April 16

Cheyenne Parker selected as 5th overall pick in the WNBA Draft

April 16

Betnijah Laney selected as 17th overall pick in the WNBA Draft

April 16

Aleighsa Welch selected as 22nd overall pick in the WNBA Draft

April 1

Gennifer Brandon was waived

March 5

Sky signed Jacki Gemelos as free agent

March 5

Sky signed Clarissa dos Santos as free agent

Feb. 23

Sky resigned Allie Quigley

Feb. 19

Sky resigned Jessica Breland

Feb. 16

Sky acquired Cappie Pondexter in exchange for Epiphanny Prince

Feb. 11

Sky resigned Tamera Young

Feb. 10

Sky resigned Courtney Vandersloot

2014 Transactions

May 22

Waived Aaryn Ellenberg

May 14

Destiny Williams was waived

May 14

Sequoia Holmes was waived

May 12

Avery Warley was waived

May 7

Yvonne Turner was waived

May 7

Sky acquired Courtney Clements and 2015 2nd round draft pick in exchange for Swin Cash and Chicago's own 2015 3rd round draft pick

May 2

Zhaque Gray was waived

April 25

Sky signed Zhaque Gray as free agent

April 25

Sky signed Destiny Williams as free agent

April 21

Sky signed Aaryn Ellenberg as free agent

April 21

Sky signed Yvonne Turner as free agent

April 14

Markeisha Gatling selected as 10th overall pick in WNBA Draft

2013 Transactions

April 14

Gennifer Brandon selected as 22nd overall pick in WNBA Draft

April 14

Jamierra Faulkner selected as 34th overall pick in WNBA Draft

April 10

Carolyn Swords was waived

April 9

Sky signed Sasha Goodlett as free agent

April 9

Sky signed Sequoia Holmes as free agent

March 27

Sky signed Jessica Breland as free agent

March 24

Sky resigned Allie Quigley

March 24

Sky resigned Avery Warley

2016 Regular Season Review



RECENT PLAYER TRANSACTIONS

2017 Transactions

June 8

Cooper, Shayla was signed

June 7

Vandersloot, Courtney was temporarily suspended due to overseas play

May 15

Cooper, Shayla and Jankoska, Tori were waived

May 12

Faulkner, Jamierra full season suspension due to injury

April 18

Jankoska was signed

April 14

Anderson, Yvonne was signed, and Osahor, Chantel drafted rights was traded to Minnesota

April 13

Coates, Alaina selected 2nd overall pick in the WNBA Draft

April 13

Jankoska, Tori selected 9th overall pick in the WNBA Draft

April 13

Osahor, Chantel selected 21st overall pick in the WNBA Draft

April 13

Epps, Makayla selected 33rd overall pick in the WNBA Draft

2016 Transactions

May 12

Yvonne Turner was waived

May 6

Jacki Gemelos and Jordan Jones were waived

April 14

Imani Boyette selected as 10th overall pick in the WNBA Draft

April 14

Jordan Jones selected as 34th overall pick in the WNBA Draft

March 7

Sky signed Jacki Gemelos as a free agent

March 7

Sky signed Shanece McKinney as a free agent

March 7

Sky signed Yvonne Turner as a free agent

Feb. 11

Sky re-signed Clarissa Dos Santos

Feb. 9

Sky re-signed Jessica Breland

Feb. 4

Sky re-signed Erika de Souza

SKY AND OPPONENTS HIGHS AND LOWS

SKY		HIGH		LOW
Total PTS	100	7/10 vs. Phoenix	67	7/13 vs. Los Angeles
Pts, 1st Half	60	6/3 vs. Washington	35	Many
Pts, 2nd Half	53	9/11 @ Connecticut	31	7/5 @ Minnesota
Pts, 1st QTR	38	6/17 @ Atlanta	15	6/29 vs. Indiana
Pts, 2nd QTR	34	7/10 vs. Phoenix	15	5/22 @ Atlanta
Pts, 3RD QTR	31	8/26 vs. Atlanta,	11	6/3 vs. Washington, 7/19 @ Phoenix
Pts, 4TH QTR	29	7/10 vs. Phoenix	12	7/1 vs. Washington
Pts, OT	12	9/13 vs. Minnesota	8	6/18 @ Atlanta
FGM	41	5/29 @ Dallas	27	7/5 @ Minnesota
FGA	84	9/7 @ Washington	60	6/29 vs. Indiana
FG%	.586	5/29 @ Dallas	.377	5/22 @ Atlanta
3 Pt FGM	9	7/17 @ Seattle	0	5/14 vs. Connecticut, 9/13 vs. Minnesota
3 Pt FGA	17	9/9 @ Indiana	3	9/13 vs. Minnesota
3 Pt FG%	.692	7/17 @ Seattle	.000	5/14 vs. Connecticut, 9/13 vs. Minnesota
FTM	31	5/14 vs. Connecticut	4	6/10 @ Indiana, 7/14 vs. Los Angeles
FTA	37	5/14 vs. Connecticut	4	6/10 @ Indiana
FT%	1.00	6/10 @ Indiana, 8/28 @ Dallas	.625	9/16 vs. New York
Off Rebs	18	8/26 vs. Atlanta, 9/7 @ Washington	4	9/18 @ Seattle
Def Rebs	36	6/10 @ Indiana	18	6/29 vs. Indiana, 9/9 @ Indiana
Total Rebs	48	6/10 @ Indiana	24	6/29 vs. Indiana
Assists	30	6/3 vs. Washington	9	9/9 @ Indiana
Steals	12	9/9 @ Indiana, 9/16 vs. New York	2	5/22 @ Atlanta
Turnovers	17	9/13 vs. Minnesota	5	7/13 vs. Los Angeles, 9/2 vs. Seattle
Blocked Shots	11	5/22 @ Atlanta	1	7/17 @ Seattle
Pts in Paint	52	8/28 @ Dallas	22	5/22 @ Atlanta, 6/24 @ New York
2nd Chance Pts	27	8/26 vs. Atlanta	2	6/29 vs. Indiana

OPPONENTS		HIGH		LOW
Total PTS	118	9/7 @ Washington	64	6/10 @ Indiana
Pts, 1st Half	56	9/7 @ Washington	26	5/14 vs. Connecticut
Pts, 2nd Half	62	9/7 @ Washington	26	9/4 vs. San Antonio
Pts, 1st QTR	36	7/17 @ Seattle	10	7/19 @ Phoenix
Pts, 2nd QTR	31	9/7 @ Washington	12	6/10 @ Indiana
Pts, 3rd QTR	33	5/14 vs. Connecticut	9	7/5 @ Minnesota
Pts, 4th QTR	33	7/22 vs. Connecticut	10	9/4 vs. San Antonio
Pts, OT	12	6/18 @ Atlanta	7	7/1 vs. Washington
FGM	45	9/7 @ Washington	22	6/3 vs. Washington
FGA	79	8/26 vs. Atlanta, 9/11 @ Atlanta	59	9/9 @ Indiana
FG%	.608	9/7 @ Washington	.329	6/10 @ Indiana
3 Pt FGM	16	9/7 @ Washington	1	9/16 vs. New York
3 Pt FGA	30	8/28 @ Dallas	12	9/13 vs. Minnesota
3 Pt FG%	.571	9/7 @ Washington	.091	9/16 vs. New York
FTM	30	6/17 @ Atlanta	7	7/13 vs. Los Angeles, 7/19 @ Phoenix
FTA	38	6/17 @ Atlanta	12	7/19 @ Phoenix
FT%	.941	6/14 @ Los Angeles	.583	7/19 @ Phoenix
Off Rebs	16	7/8 vs. New York, 9/11 @ Connecticut	2	7/13 vs. Los Angeles
Def Rebs	30	Many	17	9/4 vs. San Antonio
Total Rebs	44	7/8 vs. New York	21	7/10 vs. Phoenix
Assists	33	9/7 @ Washington	9	6/12 @ Phoenix
Steals	13	5/24 vs. Los Angeles	2	8/28 @ Dallas
Turnovers	18	9/16 vs. New York	4	7/5 @ Minnesota
Blocked Shots	9	6/10 @ Indiana	2	Many
Pts in Paint	48	6/17 @ Atlanta, 9/11 @ Connecticut	14	6/3 vs. Washington
2nd Chance Pts	23	5/29 @ Dallas	2	7/13 vs. Los Angeles

SKY AND OPPONENT INDIVIDUAL HIGHS

2016 CHICAGO SKY INDIVIDUAL HIGHS

Total PTS	38	Elena Delle Donne @ Minnesota 7/5
Minutes	41	Elena Delle Donne @ Atlanta 6/17
FGM	13	Elena Delle Donne vs. Washington 7/1
FGA	27	Elena Delle Donne vs. Washington 7/1
3 Pt FGM	6	Allie Quigley vs. New York 7/8
3 Pt FGA	10	Elena Delle Donne @ Minnesota 7/5
FTM	14	Elena Delle Donne @ San Antonio 5/27
FTA	14	Elena Delle Donne vs. Atlanta 8/26
Off Rebs	6	Many
Def Rebs	11	Imani Boyette @ Indiana 6/10
Total Rebs	13	Imani Boyette vs. Phoenix 7/10
Assists	11	Courtney Vandersloot vs. Minnesota 5/18
		Jamierra Faulkner @ San Antonio 5/27
		Jamierra Faulkner vs. New York 9/16
Steals	5	Courtney Vandersloot @ New York 6/24
Turnovers	6	Jamierra Faulkner vs. Los Angeles 5/24
		Jamierra Faulkner @ Dallas 5/29
Blocked Shots	6	Jessica Breland @ Connecticut 9/11

2016 OPPONENT INDIVIDUAL HIGHS

Total PTS	33	Maya Moore, Minnesota 7/5
Minutes	42	Elizabeth Williams, Atlanta 6/17
FGM	12	Nneka Ogumike, Los Angeles 6/14
		Maya Moore, Minnesota 7/5
FGA	22	Odyssey Sims, Dallas, 5/29
3 Pt FGM	6	Diana Taurasi, Phoenix 6/12
		Maya Moore, Minnesota 7/5
3 Pt FGA	12	Diana Taurasi, Phoenix 6/12
FTM	12	Candace Parker, Los Angeles 5/24
		DeWanna Bonner, Phoenix 6/12
FTA	14	Candace Parker, Los Angeles 5/24
		DeWanna Bonner, Phoenix 6/12
Off Rebs	7	Elizabeth Williams, Atlanta 7/22
		Chiney Ogumike, Connecticut 9/11
Def Rebs	11	Sylvia Fowles, Minnesota 5/18
		Tina Charles, New York 6/24
Total Rebs	15	Chiney Ogumike, Connecticut 7/20
Assists	10	Kristi Toliver, Los Angeles 5/24
		Jewell Loyd, Seattle, 7/17
Steals	5	Renee Montgomery, Minnesota 5/18
Turnovers	5	Many
Blocks	7	Brittney Griner, Phoenix, 7/10
		Chiney Ogumike, Connecticut 7/22

2016 SKY SCORING LINES

Date	Opponent	FG	FGA	FG%	3P	3PA	3P%	FT	FTA	FT%	OR	DR	TR	A	PF	ST	TO	BS	PTS
5/14	vs. Conn	31	69	44.9	0	6	0	31	37	83.8	15	31	46	15	19	10	16	5	93
5/18	vs. Minn	34	78	43.6	1	7	14.3	11	12	91.7	9	21	30	15	22	6	12	2	80
5/22	@Atl	29	77	37.7	5	10	50.0	18	22	81.8	14	31	45	17	22	2	13	11	81
5/24	vs. LA	35	69	50.7	1	8	12.5	9	11	81.8	7	27	34	24	22	5	15	6	80
5/27	@SA	31	69	44.9	4	13	30.8	12	16	75.0	9	28	37	19	22	4	15	4	78
5/29	@Dal	41	70	58.6	4	7	57.1	6	7	85.7	8	28	36	28	24	7	13	6	92
6/1	@Wash	32	65	49.2	6	14	42.9	16	18	88.9	5	22	27	26	17	7	12	2	86
6/3	vs. Wash	39	71	54.9	6	13	46.2	14	17	82.4	11	26	37	30	20	9	11	7	98
6/10	@Ind	33	72	45.8	3	10	30.0	4	4	1.00	12	36	48	23	19	4	14	2	73
6/12	@Phx	31	66	47.0	3	8	37.5	15	18	83.3	8	27	35	11	25	7	13	7	80
6/14	@LA	33	70	47.1	4	13	30.8	15	16	93.8	11	19	30	11	15	5	9	3	85
6/17	@Atl	37	82	45.1	5	16	31.3	18	25	72.0	11	25	36	24	32	7	11	3	97
6/21	vs. SA	30	73	41.1	1	6	16.7	20	23	87.0	10	30	40	17	19	10	13	4	81
6/24	@NY	30	68	44.1	6	13	46.2	13	14	92.9	7	24	31	10	13	7	8	2	79
6/29	vs. Ind	29	60	48.3	3	11	27.3	22	27	81.5	6	18	24	19	19	9	14	6	83
7/1	vs. Wash	35	81	43.2	2	9	22.2	14	20	70.0	13	31	44	14	15	7	8	5	86
7/5	@Min	27	69	39.1	6	11	54.5	22	23	95.7	8	23	31	11	19	6	13	5	82
7/8	vs. NY	33	74	44.6	7	13	53.8	12	15	80.0	8	22	30	18	19	7	12	9	85
7/10	vs. Phx	38	74	51.4	8	13	61.5	16	19	84.2	13	30	43	25	22	7	14	4	100
7/13	vs. LA	29	74	39.2	5	15	33.3	4	6	66.7	10	17	27	18	8	4	5	1	67
7/15	vs. Dal	34	73	46.6	6	16	37.5	10	14	71.4	11	22	33	18	16	5	9	7	84
7/17	@Sea	36	75	48.0	9	13	69.2	10	14	71.4	14	27	41	14	18	5	13	1	91
7/19	@Phx	28	68	41.2	5	14	35.7	18	23	78.3	7	28	35	10	18	9	8	4	79
7/22	vs. Con	34	65	52.3	5	12	41.7	16	17	94.1	6	23	29	15	19	5	15	8	89
8/26	vs. Atl	32	79	40.5	4	10	40.0	22	25	88.0	18	25	43	18	23	5	7	6	90
8/28	@Dal	36	73	49.3	1	5	20.0	19	19	100	9	29	38	23	20	3	9	7	92
9/2	vs. Sea	37	78	47.4	3	10	30.0	15	18	83.3	9	26	35	21	18	8	5	9	92
9/4	vs. SA	34	65	52.3	5	9	55.6	24	29	82.8	11	25	36	23	18	7	9	6	97
9/7	vs. Wash	32	84	38.1	6	14	42.9	11	13	84.6	18	20	38	17	18	7	9	7	81
9/9	@Ind	31	73	42.5	3	17	17.6	23	28	82.1	12	18	30	9	25	12	11	2	88
9/11	@Con	33	66	50.0	6	14	42.9	24	31	77.4	10	29	39	17	19	9	12	10	96
9/13	vs. Minn	35	68	51.5	0	3	0.0	28	32	87.5	10	24	34	12	27	11	17	4	98
9/16	vs. NY	39	83	47.0	4	15	26.7	10	16	62.5	12	29	41	29	16	12	8	2	92
9/18	@Sea	33	68	48.5	1	7	14.3	8	9	88.9	4	25	29	19	22	8	16	6	75
	Sky Totals	1131	2449	46.2	138	375	36.8	530	638	83.1	346	866	1212	620	670	236	389	173	2930

2016 OPPONENT SCORING LINES

Date	Opponent	FG	FGA	FG%	3P	3PA	3P%	FT	FTA	FT%	OR	DR	TR	A	PF	ST	TO	BS	PTS
5/14	vs. Conn	24	71	33.8	9	27	33.3	13	20	65.0	10	23	33	13	32	6	17	4	70
5/18	vs. Minn	36	70	51.4	5	15	33.3	20	23	87.0	5	24	29	27	16	10	9	3	97
5/22	@All	30	73	41.1	5	15	33.3	22	31	71.0	7	28	35	16	15	7	5	7	87
5/24	vs. LA	30	65	46.2	7	17	41.2	26	32	81.3	6	23	29	27	13	9	8	3	93
5/27	@SA	24	62	38.7	7	21	33.3	24	27	88.9	6	21	27	16	18	11	11	3	79
5/29	@Dal	26	75	34.7	11	27	40.7	24	27	88.9	13	19	32	18	15	8	12	2	87
6/1	@Wash	28	66	42.4	8	22	36.4	14	18	77.8	12	21	33	17	17	8	13	3	78
6/3	vs. Wash	22	60	36.7	5	19	26.3	23	27	85.2	7	18	25	14	16	4	14	4	72
6/10	@Ind	23	70	32.9	4	24	16.7	14	20	70.0	12	25	37	12	15	8	9	1	64
6/12	@Phx	24	68	35.3	9	24	37.5	29	34	85.3	13	23	36	9	15	8	11	3	86
6/14	@LA	39	67	58.2	4	14	28.6	16	17	94.1	7	22	29	24	15	5	6	2	98
6/17	@All	34	75	45.3	3	14	21.4	30	38	78.9	9	27	36	14	21	6	9	6	101
6/21	vs. SA	27	63	42.9	6	19	31.6	15	23	65.2	5	30	35	13	20	7	16	5	75
6/24	@NY	31	72	43.1	6	14	42.9	12	14	85.7	12	27	39	17	13	5	10	7	80
6/29	vs. Ind	32	67	47.8	6	13	46.2	25	27	92.6	11	23	34	24	22	11	13	2	95
7/1	vs. Wash	30	72	41.7	6	21	28.6	18	21	85.7	8	30	38	22	22	4	12	4	84
7/5	@Min	31	66	47.0	6	14	42.9	19	23	82.6	7	25	32	19	18	9	14	4	87
7/8	vs. NY	31	78	39.7	6	14	42.9	20	23	87.0	16	28	44	19	17	6	15	5	88
7/10	vs. Phx	31	66	47.0	9	18	50.0	24	28	85.7	3	18	21	24	21	8	11	8	95
7/13	vs. LA	33	60	55.0	4	13	30.8	7	9	77.8	2	33	35	28	10	4	12	8	77
7/15	vs. Dal	26	69	37.7	10	27	37.0	15	19	78.9	11	21	32	19	17	4	10	3	77
7/17	@Sea	34	70	48.6	11	28	39.3	9	13	69.2	6	22	28	28	15	5	12	8	88
7/19	@Phx	31	66	47.0	8	22	36.4	7	12	58.3	4	29	33	21	20	4	12	2	77
7/22	vs. Con	32	70	45.7	4	17	23.5	26	32	81.3	8	21	29	19	17	9	7	4	94
8/26	vs. Atl	27	59	45.8	6	15	40.0	22	31	71.0	6	22	28	19	22	4	12	7	82
8/28	@Dal	30	75	40.0	11	30	36.7	14	18	77.8	11	26	37	19	20	2	12	4	85
9/2	vs. Sea	31	75	41.3	8	26	30.8	18	20	90.0	11	28	39	24	17	4	8	5	88
9/4	vs. SA	26	65	40.0	2	15	13.3	19	22	86.4	8	17	25	14	20	7	8	3	73
9/7	vs. Wash	45	74	60.8	16	28	57.1	12	16	75.0	7	30	37	33	14	2	9	2	118
9/9	@Ind	30	59	50.8	8	24	33.3	27	36	75.0	11	23	34	18	21	6	17	2	95
9/11	@Con	32	79	40.5	5	19	26.3	17	23	73.9	16	22	38	21	23	9	12	3	86
9/13	vs. Minn	33	76	43.4	5	12	41.7	26	31	83.9	15	18	33	22	27	12	15	5	97
9/16	vs. NY	29	69	42.0	1	11	9.1	9	15	60.0	7	25	32	19	14	6	18	6	68
9/18	@Sea	29	68	42.6	11	23	47.8	19	23	82.6	10	25	35	22	12	12	12	2	88
	Totals	1021	2340	43.6	232	662	35.0	635	793	80.1	302	817	1119	671	610	230	391	140	2909

2016 SKY QUARTER BY QUARTER SHOOTING

			1st Q		2nd Q		1st H		3rd Q		4th Q		OT		2nd H		Total	
Date	Opponent		FG	FGA	FG	FGA	FG	FGA	FG	FGA	FG	FGA	FG	FGA	FG	FGA	FG	FGA
5/14	vs. Conn	W	10	22	6	13	16	35	9	15	6	19			15	34	31	69
5/18	vs. Minn	L	9	23	8	19	17	42	7	16	10	20			17	36	34	78
5/22	@Atl	L	7	18	7	24	14	42	8	21	7	14			15	35	29	77
5/24	vs. LA	L	8	18	8	17	16	35	9	17	10	17			19	34	35	69
5/27	@SA	L	7	16	9	16	16	32	8	16	7	21			15	37	31	69
5/29	@Dal	W	13	19	11	18	24	37	6	18	11	15			17	33	41	70
6/1	@Wash	W	9	17	11	19	20	36	9	17	3	12			12	29	32	65
6/3	vs. Wash	W	12	19	12	19	24	38	5	16	10	17			15	33	39	71
6/10	@Ind	W	9	24	10	15	19	39	6	18	8	15			14	33	33	72
6/12	@Phx	L	10	17	8	17	18	34	8	17	5	15			13	32	31	66
6/14	@LA	L	8	22	7	17	15	39	10	16	8	15			18	31	33	70
6/17	@Atl	L	14	17	7	15	21	32	5	20	9	21	2	9	14	41	37	82
6/21	vs. SA	W	8	20	6	18	14	38	9	20	7	15			16	35	30	73
6/24	@NY	L	7	19	7	13	14	32	6	19	10	17			16	36	30	68
6/29	vs. Ind	L	6	16	10	15	16	31	6	13	7	16			13	29	29	60
7/1	vs. Wash	W	7	16	8	19	15	35	10	19	6	19	4	8	16	38	35	81
7/5	@Min	L	7	18	9	20	16	38	7	19	4	12			11	31	27	69
7/8	vs. NY	L	10	21	9	17	19	38	8	20	6	16			14	36	33	74
7/10	vs. Phx	W	5	16	12	22	19	48	7	17	12	19			19	36	38	74
7/13	vs. LA	L	8	19	8	14	16	33	6	24	7	17			13	41	29	74
7/15	vs. Dal	W	7	20	7	18	14	38	9	16	11	19			20	35	34	73
7/17	@Sea	W	15	22	8	20	23	42	4	17	9	16			13	33	37	75
7/19	@Phx	W	10	21	7	18	17	39	5	16	6	13			11	29	28	68
7/22	vs. Con	L	9	14	7	16	16	30	11	18	7	17			18	35	34	65
8/26	vs. Atl	W	7	19	10	21	17	40	10	22	5	17			15	39	32	79
8/28	@Dal	W	12	19	7	17	19	36	12	21	5	16			17	37	36	73
9/2	vs. Sea	W	12	19	9	18	21	37	9	17	7	24			16	41	37	78
9/4	vs. SA	W	11	20	8	15	19	35	7	15	8	15			15	30	34	65
9/7	vs. Wash	L	7	20	9	24	16	44	8	20	8	20			16	40	32	84
9/9	@ Ind	L	9	19	6	18	15	37	8	19	8	17			16	36	31	73
9/11	@Con	W	11	15	6	17	17	32	10	20	6	14			16	34	33	66
9/13	vs. Minn	W	8	14	8	16	16	30	6	14	9	16	4	8	19	38	35	68
9/16	vs. NY	W	9	18	11	25	20	43	10	21	9	19			19	40	39	83
9/18	@SEA	L	7	19	7	15	14	34	12	19	7	15			19	34	33	68
	Season Totals		308	636	285	605	593	1251	270	613	258	570	10	25	532	1191	1131	2449
	Season %		.484		.471		.474		.440		.452		.352		.446		.461	

2016 OPPONENT QUARTER-BY-QUARTER SHOOTING

			1st Q		2nd Q		1st H		3rd Q		4th Q		OT		2nd H		Total	
Date	Opponent		FG	FGA	FG	FGA	FG	FGA	FG	FGA	FG	FGA	FG	FGA	FG	FGA	FG	FGA
5/14	vs. Conn	W	4	18	5	13	9	31	10	21	5	19			15	40	24	71
5/18	vs. Minn	L	10	20	9	19	19	39	6	16	11	15			17	31	36	70
5/22	@Atl	L	8	19	5	19	13	38	9	20	8	15			17	35	30	73
5/24	vs. LA	L	9	19	9	18	18	37	6	13	6	15			12	28	30	65
5/27	@SA	L	3	15	5	17	8	32	5	12	11	18			16	30	24	62
5/29	@Dal	W	6	19	8	17	14	36	6	19	6	20			12	39	26	75
6/1	@Wash	W	8	18	4	13	12	31	8	17	8	18			16	35	28	66
6/3	vs. Wash	W	4	15	6	15	10	30	7	17	5	13			12	30	22	60
6/10	@Ind	W	6	15	4	20	10	35	7	17	6	18			13	35	23	70
6/12	@Phx	L	4	18	5	14	9	32	11	21	4	15			15	36	24	68
6/14	@LA	L	11	15	8	17	19	32	10	18	10	17			20	35	39	67
6/17	@Atl	L	10	18	11	18	21	36	8	18	3	12	2	9	11	30	34	75
6/21	vs. SA	W	7	17	5	12	12	29	6	15	9	19			15	34	27	63
6/24	@NY	L	10	19	8	19	18	38	5	19	8	15			13	34	31	72
6/29	vs. Ind	L	9	21	8	17	17	38	8	14	7	15			15	29	32	67
7/1	vs. Wash	W	11	19	5	16	16	35	5	17	6	12	3	8	11	29	30	72
7/5	@Min	L	8	19	10	17	18	36	3	11	10	19			13	30	31	66
7/8	vs. NY	L	10	21	9	22	19	43	6	18	6	17			12	35	31	78
7/10	vs. Phx	W	6	15	9	19	15	34	8	16	8	16			16	32	31	66
7/13	vs. LA	L	9	19	11	15	20	34	7	14	6	12			13	26	33	60
7/15	vs. Dal	W	6	20	5	17	11	37	6	14	9	18			15	32	36	69
7/17	@Sea	W	4	17	7	19	11	36	11	17	12	17			23	34	34	70
7/19	@Phx	W	5	16	9	17	14	33	8	14	9	19			17	33	31	66
7/22	vs. Con	L	6	20	8	19	14	39	10	18	8	13			18	31	32	70
8/26	vs. Atl	W	7	17	7	12	14	29	7	15	6	15			13	30	27	59
8/28	@Dal	W	6	20	7	17	13	37	10	19	7	19			17	38	30	75
9/2	vs. Sea	W	9	23	7	16	16	39	9	20	6	16			15	36	31	75
9/4	vs. SA	W	7	13	11	17	18	30	5	16	3	19			8	35	26	65
9/7	vs. Wash	L	9	18	12	20	21	38	11	16	13	20			24	36	45	74
9/9	@Ind	L	9	13	8	16	17	29	10	20	3	10			13	30	30	59
9/11	@Con	W	11	23	7	16	18	39	5	20	9	20			14	40	32	79
9/13	vs. Minn	W	8	19	6	20	14	39	7	15	7	13	5	9	19	37	33	76
9/16	vs. NY	W	12	21	5	17	17	38	5	12	7	19			12	31	29	69
9/18	@SEA	L	6	17	8	22	14	39	6	15	9	14			15	29	29	68
	Season Totals		258	616	251	582	509	1198	251	564	251	552	10	26	507	1125	1021	2340
	Season %		.418		.431		.424		.445		.454		.384		.450		.436	

2016 SCORING BY QUARTER

			Chicago Sky								Opponents							
Date	Opponent		1st	2nd	Half	3rd	4th	Half	OT	Total	1st	2nd	Half	3rd	4th	Half	OT	Total
5/14	vs. Conn	W	22	23	45	27	21	48		93	13	12	25	33	12	45		70
5/18	vs. Minn	L	19	21	40	19	21	40		80	23	23	46	21	30	51		97
5/22	@Atl	L	26	15	41	17	23	40		81	24	13	37	27	23	50		87
5/24	vs. LA	L	18	17	35	21	24	45		80	25	28	53	24	16	40		93
5/27	@SA	L	17	25	42	20	16	36		78	14	19	33	18	28	46		79
5/29	@Dal	W	28	28	56	13	23	36		92	20	27	47	16	24	40		78
6/1	@Wash	W	20	25	45	23	18	41		86	19	18	37	20	21	41		78
6/3	vs. Wash	W	34	26	60	11	27	38		98	17	19	36	21	15	36		72
6/10	@Ind	W	21	20	41	12	20	32		73	21	12	33	15	16	31		64
6/12	@Phx	L	25	22	47	20	13	33		80	18	18	36	27	23	40		86
6/14	@LA	L	18	19	37	27	21	48		85	27	19	46	26	26	52		98
6/17	@Atl	L	38	17	55	14	20	34	8	97	27	28	55	20	14	34	12	101
6/21	vs. SA	W	19	16	35	23	23	46		81	18	14	32	21	22	43		75
6/24	@NY	L	16	24	40	17	22	39		79	26	24	50	12	18	30		80
6/29	vs. Ind	L	15	23	38	26	19	45		83	22	22	44	31	20	51		95
7/1	vs. Wash	W	22	18	40	25	12	37	9	86	29	21	50	11	16	27	7	84
7/5	@Min	L	30	21	51	17	14	31		82	24	28	52	9	26	35		87
7/8	vs. NY	L	22	22	44	22	19	41		85	24	26	50	21	17	38		88
7/10	vs. Phx	W	19	34	53	18	29	47		100	22	27	49	21	25	46		95
7/13	vs. LA	L	17	18	35	18	17	32		67	19	25	44	15	18	33		76
7/15	vs. Dal	W	18	20	38	21	25	46		84	15	20	35	17	25	42		77
7/17	@Sea	W	36	20	56	14	21	35		91	14	18	32	28	28	56		88
7/19	@Phx	W	22	20	42	11	26	37		79	10	20	30	26	21	47		77
7/22	vs. Con	L	22	16	38	26	25	51		89	17	21	38	23	33	56		94
8/26	vs. Atl	W	20	24	44	31	15	46		90	19	25	44	18	20	38		82
8/28	@Dal	W	32	18	50	26	16	42		92	16	21	37	25	23	48		85
9/2	vs. Sea	W	27	28	55	21	16	37		92	25	18	43	23	22	45		88
9/4	vs. SA	W	26	25	51	22	24	46		97	22	25	47	16	10	26		73
9/7	vs. Wash	L	19	20	39	21	21	42		81	25	31	56	32	30	62		118
9/9	@Ind	L	20	24	44	21	23	44		88	27	25	52	23	20	43		95
9/11	@Con	W	28	15	43	28	25	53		96	24	23	47	14	25	39		86
9/13	vs. Minn	W	22	19	41	18	27	45	12	98	22	17	39	20	27	47	11	97
9/16	vs. NY	W	25	25	50	21	21	42		92	24	13	37	13	18	31		68
9/18	@Sea	L	18	16	34	27	14	41		75	18	21	37	24	25	49		88
	Season Totals		781	724	1505	695	701	1396	29	2930	710	721	1429	714	734	1438	30	2909
	Season Average		23.0	21.3	44.3	20.4	20.6	41.1	9.6	86.2	20.9	21.2	42.0	21.0	21.6	42.3	10.0	85.6
	Season High		38	34	60	31	29	53	12	100	29	31	56	33	33	62	12	118
	Season Low		15	15	35	11	12	31	8	67	10	12	25	9	10	26	7	64

2016 SEASON BOX SCORES

NATIONAL BASKETBALL ASSOCIATION

Wednesday, June 29, 2016 Alletate Arena, Rosemont, IL
Officials: #21 Byron Jarrett, #26 Jonathan Sterling, #53 Jeff Smith

OFFICIAL SCORER'S REPORT

FINAL BOX

Game Duration: 2:01
Attendance: 11,892 (Sellout)

VISITOR: Indiana Fever (7-9)

POS	MIN	FG	FGA	3P	3PA	FT	FTA	OR	DR	TOT	A	PF	ST	TO	BS	+/-	PTS
24 Tamika Catchings	F 28:17	7	11	3	4	9	9	0	5	5	4	3	1	0	0	0	26
12 Lynetta Kizer	F 12:53	3	7	0	0	2	2	2	1	3	0	3	0	0	0	0	8
2 Erlana Larkins	C 35:04	6	11	0	0	3	4	5	4	9	2	3	2	2	0	0	15
17 Erica Wheeler	G 28:55	4	8	0	0	2	2	0	3	3	9	3	0	3	0	0	10
20 Briann January	G 32:20	4	9	1	3	3	3	0	1	1	4	2	3	2	1	0	12
3 Tiffany Mitchell	12:14	2	6	1	4	2	2	0	2	2	1	2	1	1	0	0	7
14 Devereaux Peters	23:09	4	7	0	0	0	0	1	2	3	1	4	3	0	1	0	8
25 Marissa Coleman	12:45	2	5	1	2	4	5	0	1	1	2	1	0	3	0	0	9
42 Shanise Johnson	5:29	0	0	0	0	0	0	0	3	3	1	0	1	1	0	0	0
11 Natalie Achonwa	8:54	0	3	0	0	0	0	0	3	1	4	0	1	0	1	0	0
33 Maggie Lucas	NWT - Torn Right ACL																
200:00 32 67 6 13 25 27 11 23 34 24 22 11 13 2 0 95																	
47.8 % 46.2 % 82.6 % TM REB: 7 TOT TO: 16 (14 PTS)																	

HOME: CHICAGO SKY (8-9)

POS	MIN	FG	FGA	3P	3PA	FT	FTA	OR	DR	TOT	A	PF	ST	TO	BS	+/-	PTS
1 Tamara Young	F 21:46	3	5	0	0	0	0	1	0	1	0	3	0	1	0	0	6
11 Elena Delle Donne	F 35:38	7	11	1	1	6	6	0	6	6	1	1	1	3	2	0	21
41 Erika de Souza	C 14:53	4	5	0	0	2	2	0	4	4	1	0	0	0	1	0	10
23 Cappie Pondexter	G 27:46	3	11	0	2	6	7	2	2	4	6	2	1	1	0	0	12
22 Courtney Vandersloot	G 26:09	2	3	1	1	2	2	0	0	0	4	2	2	5	0	0	7
51 Jessica Breland	20:24	3	7	0	0	0	0	2	2	4	2	2	0	2	2	0	6
21 Jamierra Faulkner	13:51	0	7	0	3	0	0	0	0	0	5	1	0	0	0	0	0
14 Allie Quigley	12:45	3	6	1	4	1	2	0	0	0	0	3	0	1	0	0	8
34 Imani Boyette	19:37	4	5	0	0	4	6	1	3	4	0	5	3	1	1	0	12
32 Cheyenne Parker	5:30	0	0	0	0	0	0	0	1	1	0	0	1	0	0	0	0
8 Clarissa Dos Santos	1:39	0	0	0	0	1	2	0	0	0	0	0	1	0	0	0	1
44 Betnijah Laney	DND - ACL																
200:00 29 60 3 11 22 27 6 18 24 19 19 9 14 6 0 83																	
48.3 % 27.3 % 81.5 % TM REB: 8 TOT TO: 14 (10 PTS)																	

SCORE BY PERIOD	1	2	3	4	FINAL
Fever	22	22	31	20	95
SKY	15	23	26	19	83
Points In The Paint: Fever 22 (11/28), SKY 34 (17/28)					
2nd Chance Points: Fever 7 (2/10), SKY 6 (2/6)					
Fast Break Points: Fever 4 (2/2), SKY 2 (1/3)					
Technical Fouls - Defensive Three Second					
Fever: NONE					
SKY (1): 3:09 2nd					
Flagrant Fouls					
Fever: NONE					
SKY (1): 6:52 3rd Young-FL01					
Biggest Lead: Fever 17, SKY -					
Lead Changes: 0					
Times Tied: 0					

NATIONAL BASKETBALL ASSOCIATION

Saturday, May 14, 2016 Alletate Arena, Rosemont, IL
Officials: #26 Jonathan Sterling, #31 Amy Bonner, #7 Billy Smith

OFFICIAL SCORER'S REPORT

FINAL BOX

Game Duration: 1:57
Attendance: 6,719

VISITOR: Connecticut Sun (0-1)

POS	MIN	FG	FGA	3P	3PA	FT	FTA	OR	DR	TOT	A	PF	ST	TO	BS	+/-	PTS
25 Alyssa Thomas	F 24:09	2	6	0	0	3	7	1	6	7	4	3	0	2	0	0	7
13 Chinoy Ogburnike	F 16:07	1	3	0	0	2	2	0	2	0	2	0	3	0	2	0	4
3 Kaleya Bone	C 17:38	2	10	0	2	1	0	1	1	0	2	2	3	0	0	0	5
20 Alex Bentley	G 29:14	6	19	2	9	0	0	0	1	1	0	5	0	4	0	0	14
5 Jasmine Thomas	G 27:00	3	7	0	0	2	2	1	5	6	3	4	0	3	1	0	8
1 Rachel Banham	15:13	5	11	3	9	0	0	0	2	2	0	3	1	0	0	0	13
33 Morgan Tuck	18:25	1	6	1	2	2	2	5	7	2	1	0	0	0	0	0	5
35 Jonquel Jones	23:11	1	4	0	1	3	4	4	2	6	3	4	1	1	2	0	5
40 Shekinna Stricklen	19:39	3	5	3	4	0	0	0	0	0	1	4	2	1	1	0	9
34 Kelly Farris	4:45	0	0	0	0	0	0	0	0	0	0	1	0	0	0	0	0
15 Anelka Henry-Morello	4:39	0	0	0	0	0	2	0	1	1	0	2	0	1	0	0	0
2 Camille Little	NWT - Coach's Decision																
200:00 24 71 9 27 13 20 10 23 33 13 32 6 17 4 0 70																	
33.8 % 33.3 % 85.0 % TM REB: 10 TOT TO: 18 (20 PTS)																	

HOME: CHICAGO SKY (1-0)

POS	MIN	FG	FGA	3P	3PA	FT	FTA	OR	DR	TOT	A	PF	ST	TO	BS	+/-	PTS
44 Betnijah Laney	F 21:03	2	8	0	1	4	4	0	2	2	0	2	1	1	0	0	8
51 Jessica Breland	F 19:41	3	7	0	0	3	3	3	6	9	0	4	1	3	2	0	9
41 Erika de Souza	C 17:58	3	4	0	0	0	0	3	2	5	0	3	1	2	2	0	6
23 Cappie Pondexter	G 21:05	3	9	0	2	7	8	0	2	2	0	0	2	1	0	0	13
22 Courtney Vandersloot	G 22:47	4	8	0	1	6	7	0	3	3	7	2	1	1	1	0	14
1 Tamara Young	19:15	2	7	0	1	3	3	2	5	7	1	0	0	1	0	0	7
34 Imani Boyette	8:15	1	1	0	0	2	4	2	3	5	0	3	0	1	0	0	4
14 Allie Quigley	18:37	4	9	0	1	1	1	0	0	0	1	0	1	2	0	0	9
8 Clarissa Dos Santos	20:40	3	7	0	0	1	2	3	2	5	0	2	0	1	0	0	7
21 Jamierra Faulkner	17:13	4	4	0	0	1	2	0	2	2	6	2	1	2	0	0	9
32 Cheyenne Parker	13:28	2	5	0	0	3	3	2	4	6	0	1	2	1	0	0	7
11 Elena Delle Donne	NWT - Illness																
200:00 31 69 0 6 31 37 15 31 46 15 19 10 16 5 0 93																	
44.9 % 0.0 % 83.8 % TM REB: 9 TOT TO: 16 (6 PTS)																	

SCORE BY PERIOD	1	2	3	4	FINAL
Sun	13	12	33	12	70
SKY	22	23	27	21	93
Points In The Paint: Sun 16 (9/27), SKY 34 (17/28)					
2nd Chance Points: Sun 11 (3/6), SKY 14 (6/11)					
Fast Break Points: Sun 9 (3/6), SKY 16 (7/9)					
Technical Fouls - Individual					
Sun (1): Bone 7:13 3rd					
SKY: NONE					
Biggest Lead: Sun 0, SKY 23					
Lead Changes: 0					
Times Tied: 1					

NATIONAL BASKETBALL ASSOCIATION

Sunday, May 29, 2016 College Park Center, Arlington, TX
Officials: #14 JB DeRosa, #26 Jonathan Sterling, #34 Maj Forsberg

OFFICIAL SCORER'S REPORT

FINAL BOX

Game Duration: 1:45
Attendance: 5,297

VISITOR: Chicago Sky (2-4)

11	Elena Delle Donne	F	32:53	5	10	2	4	2	2	2	4	6	3	3	2	1	0	0	14	
51	Jessica Breland	F	21:58	3	7	0	0	0	0	0	3	3	6	1	2	0	0	1	6	
41	Erika de Souza	C	15:38	3	8	0	0	0	0	0	2	3	5	1	1	0	1	0	6	
23	Cappie Pondexter	G	32:38	8	14	0	0	2	2	0	2	2	2	5	3	0	1	0	18	
21	Jamierra Faulkner	G	32:42	6	9	0	1	1	2	1	2	3	9	4	2	6	0	0	13	
1	Tamara Young		21:27	5	8	0	0	0	0	0	2	2	4	3	2	1	0	0	10	
22	Courtney Vandersloot		5:52	1	1	0	0	0	0	0	1	1	1	1	0	1	0	0	2	
14	Allie Quigley		8:48	5	8	2	2	1	1	0	2	2	1	1	0	0	0	0	13	
34	Imani Boyette		24:22	5	5	0	0	0	0	0	8	8	2	4	1	2	4	0	10	
44	Betnijah Laney		3:42	0	0	0	0	0	0	0	1	1	1	2	0	0	0	0	0	
8	Clarissa Dos Santos	DNP - Coach's Decision																		
32	Cheyenne Parker	DNP - Coach's Decision																		
				200:00	41	70	4	7	6	7	8	28	36	28	24	7	13	6	0	92
				58.6 % 57.1 % 85.7 % TM REB: 3 TOT TO: 14 (16 PTS)																

2016 SEASON BOX SCORES

NATIONAL BASKETBALL ASSOCIATION

Friday, June 17, 2016 Philips Arena, Atlanta, GA
Officials: #34 Maj Foreberg, #44 Janetta Graham, #7 Billy Smith

OFFICIAL SCORER'S REPORT FINAL BOX

Game Duration: 2:32
Attendance: 4,660

VISITOR: Chicago Sky (5-7)

	POS	MIN	FG	FGA	3P	3PA	FT	FTA	OR	DR	TOT	A	PF	ST	TO	BS	+/-	PTS
1 Tamara Young	F	38:35	5	8	0	0	5	8	2	2	4	2	4	1	0	0	0	15
11 Elena Delle Donne	F	40:34	11	22	1	3	3	1	5	6	3	4	1	0	1	0	28	
41 Erika de Souza	C	21:50	4	7	0	0	1	4	3	5	8	0	3	1	1	2	9	
23 Cappie Pondexter	G	28:02	1	9	1	2	4	5	0	2	2	5	5	1	3	0	7	
22 Courtney Vandersloot	G	33:35	6	10	2	4	2	2	0	3	3	5	4	1	2	0	18	
14 Allie Quigley		21:24	5	13	0	4	2	2	0	2	2	2	1	1	0	0	12	
21 Jamierra Faulkner		11:25	2	6	1	3	0	0	1	3	4	5	4	0	1	0	5	
51 Jessica Breland		4:28	0	0	0	0	0	0	1	0	1	1	1	0	2	0	0	
34 Imani Boyette		23:10	3	7	0	0	1	1	3	3	6	1	6	1	2	0	7	
8 Clarissa Doe Santos	DNP - Coach's Decision																	
44 Betnijah Laney	DNP - Coach's Decision																	
32 Cheyenne Parker	DNP - Coach's Decision																	

225:00 37 82 5 16 18 25 11 25 36 24 32 7 11 3 0 97
45.1% 31.3% 72.0% TM REB: 15 TOT TO: 11 (11 PTS)

HOME: ATLANTA DREAM (8-3)

HOME AVERAGE	POS	MIN	FG	FGA	3P	3PA	FT	FTA	OR	DR	TOT	A	PF	ST	TO	BS	+/-	PTS
35 Angel McCoughtry	F	38:12	6	14	0	1	10	12	1	4	5	2	0	0	3	1	0	22
21 Reehanda Gray	F	18:07	2	2	0	0	1	2	1	2	3	0	3	1	1	0	5	
52 Elizabeth Williams	C	42:14	7	16	0	0	6	6	5	4	9	1	3	1	1	2	20	
15 Tiffany Hayes	G	40:33	3	9	1	4	7	8	0	5	5	5	5	1	0	1	14	
23 Layshia Clarendon	G	37:48	8	17	0	3	3	5	0	5	5	4	1	2	2	0	19	
32 Bria Holmes		11:28	0	1	0	0	1	2	0	0	0	0	1	0	1	0	0	
8 Carla Corljo		7:12	2	4	0	1	1	1	0	2	2	1	1	0	1	0	5	
0 Melghan Simmons		4:27	2	4	1	3	0	0	0	0	0	0	2	0	0	0	5	
14 Rachel Hollivay		2:48	1	1	0	0	0	0	0	0	0	0	1	0	0	0	2	
10 Matee Ajavon		28:15	3	7	1	2	1	2	2	5	7	1	4	1	0	2	8	
11 Cierra Burdick	DNP - Coach's Decision																	
7 Avery Warley-Talbert	DNP - Coach's Decision																	

225:00 34 75 3 14 30 38 9 27 36 14 21 6 9 6 0 101
45.3% 21.4% 78.9% TM REB: 14 TOT TO: 10 (10 PTS)

SCORE BY PERIOD

	1	2	3	4	TOT	FINAL
Sky	38	17	14	20	89	97
DREAM	27	28	20	14	89	101

Points in the Paint: Sky 40 (20/37), DREAM 46 (24/41)

2nd Chance Points: Sky 16 (8/9), DREAM 18 (7/10)

Fast Break Points: Sky 14 (6/10), DREAM 12 (3/8)

Technical Fouls - Individual

Sky (1): Vandersloot 2:41 2nd

DREAM (1): Hayes 7:28 4th

MEMO: Instant Replay: Technical Foul

Biggest Lead: Sky 11, DREAM 9

Lead Changes: 21

Times Tied: 18

NATIONAL BASKETBALL ASSOCIATION

Friday, May 27, 2016 AT&T Center, San Antonio, TX
Officials: #16 Isaac Barnett, #42 Roy Gulbeyan, #49 Kevin Sparrock

OFFICIAL SCORER'S REPORT FINAL BOX

Game Duration: 1:51
Attendance: 5,211

VISITOR: Chicago Sky (1-4)

	POS	MIN	FG	FGA	3P	3PA	FT	FTRA	OR	DR	TOT	A	PF	ST	TO	BS	+/-	PTS
11 Elena Delle Donne	F	30:32	9	20	4	10	5	5	0	9	9	1	6	0	2	2	0	27
51 Jessica Breland	F	12:56	1	4	0	0	0	0	1	1	2	0	2	0	3	0	0	2
41 Erika de Souza	C	28:20	3	4	0	0	4	4	3	6	9	3	3	1	1	0	0	10
23 Cappie Pondexter	G	15:29	1	5	0	1	0	0	1	1	2	1	1	0	0	0	0	2
21 Jamierra Faulkner	G	36:37	4	10	0	1	1	2	0	3	3	11	3	1	3	0	0	8
1 Tamara Young		28:17	2	7	0	0	2	4	4	3	7	0	1	0	1	0	0	4
14 Allie Quigley		28:26	6	13	0	1	1	0	0	1	1	3	2	1	4	2	0	16
32 Cheyenne Parker		11:40	2	3	0	0	0	1	0	4	4	0	3	1	1	0	0	4
44 Betnijah Laney		3:17	0	1	0	0	0	0	0	0	0	0	0	0	0	0	0	0
8 Clarissa Doe Santos		6:26	1	2	0	0	0	0	0	0	0	0	0	1	0	0	0	2
34 Imani Boyette	DNP - Coach's Decision																	
22 Courtney Vandersloot	DNP - Coach's Decision																	

200:00 31 69 4 13 12 16 9 28 37 19 22 4 15 4 0 71
44.9% 30.8% 75.0% TM REB: 13 TOT TO: 15 (18 PTS)

HOME: SAN ANTONIO STARS (1-3)

	POS	MIN	FG	FGA	3P	3PA	FT	FTA	OR	DR	TOT	A	PF	ST	TO	BS	+/-	PTS
1 Monique Currie	F	26:31	5	12	3	7	0	0	0	5	5	1	1	3	2	1	0	13
5 Dearica Hamby	F	25:06	2	7	0	2	5	6	2	1	3	3	1	0	0	0	0	6
32 Jayne Appel-Martnell	C	20:41	0	0	0	0	0	0	0	4	4	3	3	2	1	0	0	0
21 Kayla McBride	G	25:52	3	12	0	3	4	5	0	4	4	2	2	0	2	1	0	10
4 Moriah Jefferson	G	18:01	2	6	1	1	1	2	0	0	0	2	2	1	2	0	0	6
40 Kayla Alexander		19:19	4	5	0	0	2	2	2	1	3	0	5	1	2	1	0	10
51 Sydney Colson		21:59	1	3	0	1	6	6	1	1	2	3	2	3	1	0	0	3
7 Haley Puters		18:52	5	9	2	4	4	4	0	1	1	0	0	1	1	0	0	14
6 Alex Montgomery		12:18	1	4	0	1	0	0	1	1	2	2	1	0	0	0	0	2
45 Astou Ndour		11:21	1	4	1	2	2	2	0	3	3	0	1	0	0	0	0	4
3 Frida Eldebrink	DNP - Coach's Decision																	
24 Jazzmon Gwathmey	DNP - Coach's Decision																	

200:00 24 62 7 21 24 27 6 21 27 18 18 11 11 3 0 71
38.7% 33.3% 88.9% TM REB: 6 TOT TO: 11 (17 PTS)

SCORE BY PERIOD

	1	2	3	4	FINAL
Sky	17	25	20	16	78
STARS	14	19	18	28	79

Points in the Paint: Sky 30 (15/27), STARS 30 (15/27)

2nd Chance Points: Sky 14 (6/10), STARS 14 (4/9)

Fast Break Points: Sky 4 (2/4), STARS 10 (4/6)

Biggest Lead: Sky 16, STARS 3

Lead Changes: 2

Times Tied: 6

NATIONAL BASKETBALL ASSOCIATION

Friday, August 26, 2016 Allstate Arena, Rosemont, IL
Officials: #24 Tony Dawkins, #44 Janetta Graham, #55 Eric Brewton

OFFICIAL SCORER'S REPORT FINAL BOX

Game Duration: 2:08
Attendance: 6,018

VISITOR: Atlanta Dream (13-13)

	POS	MIN	FG	FGA	3P	3PA	FT	FTA	OR	DR	TOT	A	PF	ST	TO	BS	+/-	PTS
35 Angel McCoughtry	F	38:11	5	13	2	5	10	11	1	4	5	5	2	2	2	0	0	22
32 Bri Holmes	F	31:12	6	13	1	4	2	3	2	3	5	2	1	1	5	0	0	15
52 Elizabeth Williams	C	35:31	8	11	0	0	4	7	2	6	8	0	4	0	1	8	0	20
15 Tiffany Hayes	G	34:46	4	8	2	4	3	4	0	1	1	1	2	0	0	0	0	13
23 Layshia Clarendon	G	20:27	2	6	0	0	0	0	0	4	4	5	4	0	0	0	0	4
10 Matee Ajavon		19:34	0	3	0	0	3	4	1	1	2	5	2	1	3	1	0	3
21 Reehanda Gray		8:27	0	2	0	0	0	2	0	2	2	1	3	0	1	0	0	0
34 Markaleha Gatling		7:34	1	1	0	0	0	0	0	1	1	0	1	0	0	0	0	2
14 Rachel Hollivay		0:54	0	0	0	0	0	0	0	0	0	0	3	0	0	0	0	0
0 Melghan Simmons		3:27	1	2	1	2	0	0	0	0	0	0	0	0	0	0	0	3
8 Carla Corljo	DND - Knee																	
20 Sancho Lytle	DND - Foot																	

200:00 27 59 8 15 22 31 6 22 28 19 22 4 12 7 0 82
45.8% 40.0% 71.0% TM REB: 13 TOT TO: 12 (23 PTS)

HOME: CHICAGO SKY (12-13)

HOME: CHICAGO SKY (12-13)																		
	POS	MIN	FG	FGA	3P	3PA	FT	FTA	OR	DR	TOT	A	PF	ST	TO	BS	+/-	PTS
1	Tamera Young	F	20:43	0	7	0	0	0	2	1	3	0	2	0	1	0	0	0
11	Elena Delle Donne	F	36:57	9	20	2	4	14	14	4	4	8	5	3	1	0	2	0
34	Imani Boyette	C	15:48	2	5	0	0	1	2	2	7	9	1	4	0	0	3	0
23	Cappie Pondexter	G	37:50	8	17	1	3	0	0	1	5	6	5	2	1	3	0	0
22	Courtney Vandersloot	G	34:56	4	14	1	1	5	5	2	5	7	4	2	1	1	0	0
51	Jessica Breland		21:54	2	3	0	0	0	0	2	3	5	2	5	0	1	1	0
21	Jamierra Faulkner		5:04	0	2	0	1	0	0	0	0	0	0	0	0	0	0	0
32	Cheyenne Parker		18:12	6	8	0	0	2	4	4	0	4	0	3	2	0	0	0
14	Allie Quigley		2:36	0	2	0	1	0	0	0	0	0	1	0	0	0	0	0
41	Erika de Souza		6:00	1	1	0	0	0	0	1	0	1	0	2	0	1	0	0
8	Clarissa Dos Santos	DNP - Coach's Decision																
44	Betnijah Laney	DND - ACL																

2016 SEASON BOX SCORES

NATIONAL BASKETBALL ASSOCIATION

Wednesday, June 01, 2016 Verizon Center, Washington, DC
Officials: #19 Tiara Cruise, #24 Tony Dawkins, #53 Jeff Smith

OFFICIAL SCORER'S REPORT FINAL BOX

Game Duration: 1:50
Attendance: 5,849

VISITOR: Chicago Sky (3-4)

	POS	MIN	FG	FGA	3P	3PA	FT	FTA	OR	DR	TOT	A	PF	ST	TO	BS	+/-	PTS
11 Elena Delle Donne	F	34:00	5	14	1	4	7	8	1	8	9	3	1	0	2	2	0	18
51 Jessica Breland	F	15:31	3	6	0	0	0	0	1	1	2	1	0	0	1	0	0	6
41 Erika de Souza	C	20:08	4	7	0	0	0	0	1	3	4	0	3	0	1	0	0	8
21 Jamiela Faulkner	G	23:02	3	7	1	3	2	2	0	3	3	7	0	0	2	0	0	9
23 Cappie Pondexter	G	29:55	5	10	2	2	4	5	1	2	3	3	0	2	1	0	0	16
34 Imani Boyette		16:28	2	4	0	0	0	0	0	5	5	1	4	1	1	0	0	4
1 Tamara Young		25:53	3	4	0	0	1	1	1	0	1	3	3	0	1	0	0	7
22 Courtney Vandersloot		16:58	3	7	2	4	2	2	0	0	0	8	2	1	2	0	0	10
8 Clarissa Dos Santos		6:55	2	3	0	1	0	0	0	0	0	1	0	0	0	0	0	4
14 Allie Quigley		10:05	1	2	0	0	0	0	0	0	0	0	0	3	1	0	0	2
32 Cheyenne Parker		2:49	1	1	0	0	0	0	0	0	0	0	2	0	0	0	0	2
44 Betnijah Laney		0:16	0	0	0	0	0	0	0	0	0	0	0	0	0	0	0	0
		200:00	32	65	6	14	16	18	5	22	27	26	17	7	12	2	0	86
			49.2 %		42.9 %		88.9 %					TM REB: 8						TOT TO: 12 (12 PTS)

HOME: WASHINGTON MYSTICS (2-5)

	POS	MIN	FG	FGA	3P	3PA	FT	FTA	OR	DR	TOT	A	PF	ST	TO	BS	+/-	PTS
14 Tiara Ruffin-Pratt	F	25:20	3	10	0	4	2	2	1	4	5	6	2	2	3	0	0	8
33 Emma Meesseman	F	30:22	4	6	2	2	0	0	1	2	3	1	3	1	1	0	0	10
31 Stefanie Dolson	C	27:50	5	8	0	1	4	4	1	2	3	2	2	1	2	2	0	11
4 Taylor Hill	G	25:49	3	14	2	5	3	4	2	2	4	2	2	1	1	0	0	14
8 Bria Hartley	G	14:06	0	1	0	1	0	0	0	2	2	2	0	0	0	0	0	0
12 Ivory Latta		21:28	4	9	3	6	0	0	0	1	1	1	4	1	2	0	0	11
9 Kia Vaughn		13:29	4	5	0	0	0	0	4	2	6	1	1	1	1	1	0	8
15 Natascha Cloud		17:02	2	5	1	2	0	0	0	1	1	1	0	0	1	0	0	5
21 Tianna Hawkins		5:12	1	2	0	1	3	4	1	0	1	0	0	0	0	0	0	5
2 Kahleah Copper		19:24	2	6	0	0	2	4	2	5	7	1	3	1	2	0	0	6
11 Ally Melott																		
41 Jamie Weisner																		
		200:00	28	66	8	22	14	18	12	21	33	17	17	8	13	3	0	78
			42.4 %		36.4 %		77.8 %					TM REB: 9						TOT TO: 14 (21 PTS)

SCORE BY PERIOD	1	2	3	4	FINAL
Sky	20	25	22	19	86
MYSTICS	19	16	20	21	76
Points in the Paint: Sky 26 (14/20), MYSTICS 25 (13/30)					
2nd Chance Points: Sky 10 (3/6), MYSTICS 12 (4/10)					
Fast Break Points: Sky 5 (1/4), MYSTICS 2 (1/1)					
Technical Fouls - Defensive Three Second					
SKY: NONE					
MYSTICS (1): 4:29 1st					
Biggest Lead: Sky 16, MYSTICS 3					
Lead Changes: 4					
Times Tied: 5					

NATIONAL BASKETBALL ASSOCIATION

Friday, July 08, 2016 Allstate Arena, Rosemont, IL
Officials: #19 Tiara Cruise, #24 Tony Dawkins, #4 Sue Bleuch

OFFICIAL SCORER'S REPORT FINAL BOX

Game Duration: 2:00
Attendance: 5,633

VISITOR: New York Liberty (14-8)

	POS	MIN	FG	FGA	3P	3PA	FT	FTA	OR	DR	TOT	A	PF	ST	TO	BS	+/-	PTS
32 Swin Cash	F	18:33	2	8	0	0	0	0	1	2	3	1	1	0	0	2	0	4
31 Tina Charles	F	33:35	9	18	0	1	11	12	4	5	9	2	1	0	2	0	0	29
8 Carolyn Swords	C	22:57	3	8	0	0	0	0	3	3	6	1	2	0	2	2	0	6
14 Sugar Rodgers	G	31:54	8	14	5	8	0	0	4	4	2	1	4	1	1	0	0	21
30 Tanisha Wright	G	26:18	2	5	0	0	1	2	2	3	5	6	2	2	5	0	0	5
1 Shavonte Zellous		20:29	1	6	0	1	6	6	1	4	5	2	2	0	2	0	0	8
15 Brittany Boyd		13:43	1	5	0	2	0	1	0	2	3	3	0	2	0	0	0	2
41 Kiah Stokes		17:01	2	7	0	0	0	0	4	2	6	2	3	0	1	0	0	4
9 Rebecca Allen		8:07	3	5	1	2	2	2	0	2	2	0	0	0	0	0	0	9
17 Amanda Zahui B		6:25	0	2	0	0	0	0	1	1	2	0	2	0	0	0	0	0
2 Adut Bulgak																		
5 Shoni Schimmel																		
		200:00	31	78	6	14	20	23	16	28	44	19	17	6	15	5	0	88
			39.7 %		42.9 %		87.0 %					TM REB: 10						TOT TO: 15 (21 PTS)

HOME: CHICAGO SKY (7-11)

	POS	MIN	FG	FGA	3P	3PA	FT	FTA	OR	DR	TOT	A	PF	ST	TO	BS	+/-	PTS
1 Tamara Young	F	27:19	3	8	0	0	0	0	1	5	6	1	2	1	1	0	0	6
11 Elena Delle Donne	F	30:05	6	13	0	1	2	2	1	6	7	4	5	0	1	1	0	14
41 Erika de Souza	C	12:00	2	4	0	0	2	2	1	1	2	0	0	1	1	1	0	6
23 Cappie Pondexter	G	14:16	3	6	0	0	1	1	0	1	1	1	0	0	1	0	0	7
22 Courtney Vandersloot	G	9:38	0	3	0	0	0	0	0	1	1	1	2	1	0	1	0	0
21 Jamiela Faulkner		30:22	7	13	1	3	3	5	0	2	2	5	3	3	3	0	0	18
14 Allie Quigley		30:22	10	17	6	9	3	3	0	0	0	3	1	1	2	0	0	29
34 Imani Boyette		22:10	1	5	0	0	0	0	2	3	5	1	2	0	2	4	0	2
51 Jessica Breland		8:10	0	3	0	0	0	0	0	0	0	0	3	0	0	1	0	0
32 Cheyenne Parker		15:39	1	2	0	0	1	2	3	3	6	1	2	1	0	2	0	3
8 Clarissa Dos Santos																		
44 Betnijah Laney																		
		200:00	33	74	7	13	12	15	8	22	30	18	19	7	12	9	0	85
																		TOT TO: 13 (16 PTS)

SCORE BY PERIOD	1	2	3	4	FINAL
Liberty	24	26	21	17	88
SKY	22	22	22	19	85
Points in the Paint: Liberty 32 (18/42), SKY 40 (20/43)					
2nd Chance Points: Liberty 16 (9/18), SKY 3 (1/8)					
Fast Break Points: Liberty 12 (4/8), SKY 7 (2/8)					
Technical Fouls - Defensive Three Second					
Liberty (1): 4:43 4th					
SKY: NONE					
MEMO: Quigley- New career high in points (Prev 27 vs All 7/13/14)					
Biggest Lead: Liberty 15, SKY 3					
Lead Changes: 5					
Times Tied: 6					

NATIONAL BASKETBALL ASSOCIATION

Sunday, September 11, 2016 Mohegan Sun Arena, Uncasville, CT
Officials: #31 Amy Bonner, #55 Eric Brewton, #7 Billy Smith

OFFICIAL SCORER'S REPORT FINAL BOX

Game Duration: 1:59
Attendance: 6,620

VISITOR: Chicago Sky (16-15)

	POS	MIN	FG	FGA	3P	3PA	FT	FTA	OR	DR	TOT	A	PF	ST	TO	BS	+/-	PTS
32 Cheyenne Parker	F	14:09	1	4	0	0	2	6	2	2	4	0	4	0	1	0	0	4
51 Jessica Breland	F	32:55	5	9	0	0	3	4	1	9	10	2	3	1	5	6	0	13
34 Imani Boyette	C	25:24	6	11	0	0	1	2	1	5	6	1	3	2	0	3	0	13
23 Cappie Pondexter	G	34:21	6	15	2	6	10	11	0	5	5	5	2	3	0	0	0	24
22 Courtney Vandersloot	G	35:45	6	12	2	4	2	2	2	5	7	4	1	2	4	0	0	16
14 Allie Quigley		26:36	7	10	2	4	2	2	0	0	0	1	2	0	1	0	0	18
41 Erika de Souza		13:54	1	2	0	0	2	2	1	3	4	0	1	1	0	1	0	4
21 Jamiela Faulkner		10:57	0	0	0	0	2	2	0	0	0	4	1	0	1	0	0	2
8 Clarissa Dos Santos		5:59	1	3	0	0	0	0	3	0	3	0	2	0	0	0	0	2
11 Elena Delle Donne	NWT - Thumb																	
44 Betnijah Laney	DND - ACL																	
1 Tamara Young	DND - Ankle																	
		200:00	33	66	6	14	24	31	10	29	39	17	19	9	12	10	0	96
			50.0 %		42.9 %		77.4 %					TM REB: 7						TOT TO: 13 (15 PTS)

HOME: CONNECTICUT SUN (11-20)

HOME - CONNECTICUT SUN (14-2)																			
	POS	MIN	FG	FGA	3P	3PA	FT	FTA	OR	DR	TOT	A	PF	ST	TO	BS	+/-	PTS	
25	Alyssa Thomas	F	25:34	8	12	0	0	2	2	4	5	9	3	3	1	4	0	0	18
2	Camille Little	F	30:36	3	10	0	2	2	1	5	6	4	6	3	3	0	0	8	
13	Chiney Ogumike	C	33:06	6	13	0	0	8	12	7	3	10	0	5	2	1	3	0	20
20	Alex Bentley	G	23:28	1	12	1	7	1	1	0	0	0	1	2	2	0	0	4	
5	Jasmine Thomas	G	32:48	8	13	3	4	2	2	0	3	3	6	3	0	3	0	0	21
35	Jonquei Jones		16:08	2	5	1	1	0	0	2	1	3	2	2	0	0	0	0	5
10	Courtney Williams		24:16	3	12	0	4	0	2	2	3	5	2	1	1	0	0	0	6
34	Kelly Farris		14:05	1	2	0	1	2	2	0	2	2	3	1	0	1	0	0	4
1	Rachel Banham	DND - Right Knee Surgery																	
15	Anelka Henry-Moreilo	DNP - Coach's Decision																	
40	Shekinna Stricklen	DNP - Coach's Decision																	
31	Ashia Taylor	DNP - Coach's Decision																	
33	Morgan Tuck	DND - Left Knee																	
			200:00	32	79	5	19	17	23	16	22	38	21	23	9	12	3	0	88
			40.5 %	26.3 %			73.9 %												
			TM REB: 9 TOT TO: 12 (15 PTS)																

2016 SEASON BOX SCORES

NATIONAL BASKETBALL ASSOCIATION

Friday, July 15, 2016 Allstate Arena, Rosemont, IL
Officials: #46 Tim Greene, #53 Jeff Smith, #62 Jeff Wooten

OFFICIAL SCORER'S REPORT FINAL BOX

Game Duration: 1:52
Attendance: 6,012

VISITOR: Dallas Wings (9-13)

	POS	MIN	FG	FGA	3P	3PA	FT	FTA	OR	DR	TOT	A	PF	ST	TO	BS	+/-	PTS	
13	Karima Christmas	F	38:14	3	8	0	4	5	6	2	1	3	5	4	1	0	0	0	11
22	Plenette Pierson	F	32:08	6	17	5	7	3	4	3	2	5	2	4	0	3	0	0	20
3	Courtney Paris	C	27:25	6	9	0	0	0	2	6	8	0	3	0	0	2	0	12	
4	Skyler Diggins	G	25:14	1	9	0	3	1	2	0	1	1	4	1	1	3	0	3	
0	Odyssey Sims	G	32:58	5	10	3	5	1	2	0	3	3	6	2	1	1	0	14	
1	Brianna Kiesel		3:47	0	1	0	1	0	0	0	0	0	0	0	0	0	0	0	
23	Aerial Powers		14:55	2	9	1	4	2	2	1	4	5	1	2	1	0	1	7	
55	Theresa Plaisance		12:34	1	3	0	1	2	2	3	2	5	0	1	0	1	0	4	
31	Erin Phillips		12:19	2	3	1	2	1	1	0	1	1	1	0	0	1	0	6	
35	Jordan Hooper		2:28	0	0	0	0	0	0	0	1	1	0	0	0	1	0	0	
44	Ruth Hamblin	DNP - Coach's Decision																	
25	Glory Johnson	NWT - Broken Toe																	
		200:00	26	69	10	27	15	19	11	21	32	19	17	4	10	3	0	77	
			37.7 %		37.0 %		78.9 %		TM REB: 9		TOT TO: 11 (16 PTS)								

HOME: CHICAGO SKY (9-12)

	POS	MIN	FG	FGA	3P	3PA	FT	FTA	OR	DR	TOT	A	PF	ST	TO	BS	+/-	PTS
11 Elena Delle Donne	F	27:51	9	16	1	5	5	6	1	4	5	2	3	0	1	2	0	24
32 Cheyenne Parker	F	19:39	2	5	0	0	3	6	2	2	4	0	0	0	2	0	7	
34 Imari Boyette	C	26:22	4	6	0	0	0	4	4	8	0	3	1	1	3	0	8	
1 Tamara Young	G	24:58	2	6	0	0	0	1	4	5	2	2	2	1	0	0	4	
21 Jamierra Faulkner	G	24:24	6	12	1	3	0	0	1	1	2	6	1	0	1	0	13	
23 Cappie Pondexter		17:02	2	5	0	0	0	0	0	1	1	1	1	0	0	0	4	
22 Courtney Vandersloot		15:36	3	7	2	5	0	0	0	1	1	5	1	1	0	0	8	
14 Allie Quigley		25:01	4	10	2	3	0	0	1	1	2	2	2	0	1	1	0	10
51 Jessica Breland		15:55	2	5	0	0	0	0	1	3	4	0	3	1	1	1	0	4
41 Erika de Souza		3:14	0	1	0	0	2	2	0	1	1	0	0	0	1	0	0	2
8 Clarissa Dos Santos	DNP - Coach's Decision																	
44 Betnijah Laney	DND - ACL																	
		200:00	34	73	6	16	10	14	11	22	33	18	16	5	9	7	0	84
			46.6 %		37.5 %		71.4 %		TM REB: 16		TOT TO: 10 (2 PTS)							

SCORE BY PERIOD	1	2	3	4	FINAL
Wings	16	20	17	25	77
SKY	18	20	21	25	84

Points in the Paint: Wings 26 (13/26), SKY 36 (19/37)
2nd Chance Points: Wings 9 (2/10), SKY 13 (8/11)
Fast Break Points: Wings 4 (0/2), SKY 6 (4/7)
Technical Fouls - Defensive Three Second
Wings: NONE
SKY (1): 6:47 2nd
Flagrant Fouls
Wings (1): 4:47 3rd Pierson-FLG1
SKY: NONE

Biggest Lead: Wings 3, SKY 13
Lead Changes: 9
Times Tied: 3

NATIONAL BASKETBALL ASSOCIATION

Sunday, September 11, 2016 Mohegan Sun Arena, Uncasville, CT
Officials: #31 Amy Bonner, #55 Eric Brewton, #7 Billy Smith

OFFICIAL SCORER'S REPORT FINAL BOX

Game Duration: 1:59
Attendance: 6,620

VISITOR: Chicago Sky (16-15)

	POS	MIN	FG	FGA	3P	3PA	FT	FTA	OR	DR	TOT	A	PF	ST	TO	BS	+/-	PTS		
32 Cheyenne Parker	F	14:09	1	4	0	0	2	6	2	2	4	0	4	0	1	0	0	4		
61 Jessica Breland	F	32:55	5	9	0	0	3	4	1	9	10	2	3	1	5	6	0	13		
34 Imari Boyette	C	25:24	6	11	0	0	1	2	1	5	6	1	3	2	0	3	0	13		
23 Cappie Pondexter	G	34:21	6	15	2	6	10	11	0	6	5	5	2	3	0	0	0	24		
22 Courtney Vandersloot	G	35:45	6	12	2	4	2	2	2	5	7	4	1	2	4	0	0	16		
14 Allie Quigley		26:36	7	10	2	4	2	2	0	0	0	1	2	0	1	0	0	18		
41 Erika de Souza		13:54	1	2	0	0	2	2	1	3	4	0	1	1	0	1	0	4		
21 Jamierra Faulkner		10:57	0	0	0	0	2	2	0	0	0	4	1	0	1	0	0	2		
8 Clarissa Dos Santos		5:59	1	3	0	0	0	0	3	0	3	0	2	0	0	0	0	2		
11 Elena Delle Donne	NWT - Thumb																			
44 Betnijah Laney	DND - ACL																			
1 Tamara Young	DND - Ankle																			
		200:00	33	66	6	14	24	31	10	29	39	17	19	9	12	10	0	96		
			50.0 %		42.9 %		77.4 %		TM REB: 7		TOT TO: 13 (15 PTS)									

HOME: CONNECTICUT SUN (11-20)

	POS	MIN	FG	FGA	3P	3PA	FT	FTA	OR	DR	TOT	A	PF	ST	TO	BS	+/-	PTS
25 Alyssa Thomas	F	25:34	8	12	0	0	2	2	4	5	9	3	3	1	4	0	0	18
2 Camille Little	F	30:36	3	10	0	2	2	2	1	5	6	4	6	3	3	0	0	8
13 Chiney Ogumike	C	33:06	6	13	0	0	8	12	7	3	10	0	5	2	1	3	0	20
20 Alex Bentley	G	23:28	1	12	1	7	1	1	0	0	0	1	2	2	0	0	0	4
5 Jasmine Thomas	G	32:48	6	13	3	4	2	2	0	3	3	6	3	0	3	0	0	21
35 Jonquel Jones		16:08	2	5	1	1	0	0	2	1	3	2	2	0	0	0	0	5
10 Courtney Williams		24:16	3	12	0	4	0	2	2	3	5	2	1	1	0	0	0	6
34 Kelly Frie		14:05	1	2	0	1	2	2	0	2	2	3	1	0	1	0	0	4
1 Rachel Benham	DND - Right Knee Surgery																	
15 Anetika Henry-Morello	DNP - Coach's Decision																	
40 Sheldina Stridden	DNP - Coach's Decision																	
31 Aela Taylor	DNP - Coach's Decision																	
33 Morgan Tuck	DND - Left Knee																	
		200:00	32	79	5	19	17	23	16	22	38	21	23	9	12	3	0	86
			40.5 %		26.3 %		73.9 %		TM REB: 9		TOT TO: 12 (15 PTS)							

SCORE BY PERIOD	1	2	3	4	FINAL
Sky	28	15	28	25	96
SUN	24	23	14	25	86

Points in the Paint: Sky 36 (16/31), SUN 46 (24/46)
2nd Chance Points: Sky 9 (2/7), SUN 17 (4/13)
Fast Break Points: Sky 7 (3/5), SUN 9 (4/4)
Technical Fouls - Defensive Three Second
Sky (1): 6:02 2nd
SUN (1): 6:22 2nd

Biggest Lead: Sky 13, SUN 7
Lead Changes: 10
Times Tied: 4

NATIONAL BASKETBALL ASSOCIATION

Friday, June 24, 2016 Madison Square Garden, New York, NY
Officials: #16 Kurt Walker, #24 Tony Dawkins, #39 Michael Price

OFFICIAL SCORER'S REPORT FINAL BOX

Game Duration: 1:50
Attendance: 10,120

VISITOR: Chicago Sky (6-8)

VISITOR Chicago Sky (0-6)		POS	MIN	FG	FGA	3P	3PA	FT	FTA	OR	DR	TOT	A	PF	ST	TO	BS	+/-	PTS
11	Elena Delle Donne	F	38:33	10	17	5	7	6	6	1	7	8	2	1	0	1	0	0	31
1	Tamara Young	F	31:53	2	6	0	0	0	0	1	1	2	0	3	1	1	0	0	4
41	Erika de Souza	C	14:44	0	4	0	0	1	2	2	3	5	0	1	0	0	0	0	1
23	Cappie Pondexter	G	33:42	9	17	0	1	2	2	0	4	4	3	1	0	1	1	0	20
22	Courtney Vandersloot	G	34:23	3	7	1	3	2	2	1	3	4	5	1	5	1	0	0	9
34	Imari Boyette		19:14	2	3	0	0	2	2	2	3	5	0	2	0	0	1	0	6
51	Jessica Breland		4:01	0	0	0	0	0	0	0	1	1	0	2	0	1	0	0	0
21	Jamierra Faulkner		5:37	0	4	0	1	0	0	0	0	0	0	0	0	0	0	0	0
14	Allie Quigley		11:51	4	9	0	1	0	0	0	0	0	0	0	1	2	0	0	8
32	Cheyenne Parker		6:02	0	1	0	0	0	0	0	2	2	0	2	0	1	0	0	0
8	Clarissa Dos Santos	DNP - Coach's Decision																	
44	Betnijah Laney	DNP - Coach's Decision																	
200:00			30	68	6	13	13	14	7	24	31	10	13	7	8	2	0	79	
			44.1 %		48.2 %		92.9 %		TM REB: 5		TOT TO: 9 (9 PTS)								

2016 SEASON BOX SCORES

NATIONAL BASKETBALL ASSOCIATION

Sunday, June 12, 2016 Talking Stick Resort Arena, Phoenix, AZ
Officials: #24 Tony Dawkins, #25 Tiffany Bird, #39 Michael Price

OFFICIAL SCORER'S REPORT
FINAL BOX

Game Duration: 1:58
Attendance: 9,055

VISITOR: Chicago Sky (5-5)

	POS	MIN	FG	FGA	3P	3PA	FT	FTA	OR	DR	TO	A	P	ST	TO	BS	+/-	PTS
51 Jessica Breland	F	22:18	4	4	0	0	0	2	4	6	1	4	1	2	0	0	8	
11 Elena Delle Donne	F	35:19	7	15	1	4	3	3	2	4	6	0	3	2	2	2	0	18
41 Erika de Souza	C	22:54	3	4	0	0	0	1	6	7	3	5	1	1	3	0	8	
23 Cappie Pondexter	G	34:55	5	16	0	0	5	5	0	5	5	2	2	0	2	0	0	15
22 Courtney Vanderloot	G	29:28	4	7	1	2	2	2	1	1	2	1	3	2	3	0	0	11
1 Tamara Young		17:28	1	9	0	0	0	0	1	4	5	0	2	0	1	0	0	2
14 Allie Quigley		10:02	3	5	1	2	1	2	0	1	1	2	0	0	1	0	0	8
21 Jamiera Faulkner		10:32	2	3	0	0	3	4	0	0	0	3	2	1	1	0	0	7
34 Imani Boyette		17:06	2	3	0	0	1	2	1	2	3	0	2	0	0	2	0	5
8 Clarissa Dos Santos	DNP - Coach's Decision																	
44 Betnijah Laney	DNP - Coach's Decision																	
32 Cheyenne Parker	DNP - Coach's Decision																	
		200:00	31	66	3	8	15	18	8	27	35	11	25	7	13	7	0	80
				47.0 %		37.5 %		83.3 %		TM REB: 6					TOT TO: 14 (19 PTS)			

HOME: PHOENIX MERCURY (4-8)

		POS	MIN	FG FGA	3P 3PA	FT FTA	OR DR	TOT	A PF ST TO BS +/- PTS
5	Sonja Petrovic	F	20:31	3 8	2 4	2 3	0 3	1 3	0 0 1 0 10
4	Candice Dupree	F	30:48	3 6	0 3	4 1	4 5	3 0	1 3 0 0 9
42	Brittney Griner	G	31:58	3 11	0 3	4 5	5 10	1 4	1 1 1 0 9
13	Penny Taylor	C	27:46	2 6	1 4	0 0	0 4	4 2	1 2 2 0 5
3	Diana Taurasi	G	35:04	8 18	6 12	9 10	0 4	4 2	2 1 2 0 31
12	Alex Harden	E	6:42	1 2	0 1	0 2	1 3	0 1	1 0 0 0 2
24	DeWanna Bonner	F	25:01	4 12	0 3	12 14	1 3	4 0	1 2 2 0 20
8	Mistie Bass	O	14:05	0 2	0 0	0 0	1 0	1 0	0 0 1 0 0
20	Isabelle Harrison	3:09	0 1	0 0	0 0	0 1	1 0	0 0	0 0 0 0
45	Noelle Quinn	E	4:58	0 2	0 0	0 0	0 1	1 0	3 0 1 0 0
21	Nirra Fields	DNP - Coach's Decision							
11	Courtney Williams	DNP - Coach's Decision							
			200:00	24 68	9 24	29 34	13 23	36	9 15 8 11 3 0 86
				35.3%	37.5%	85.3%	TM REB:	10	TOT TO: 11 (12 PTS)

SCORE BY PERIOD	1	2	3	4	FINAL
Sky	25	22	20	13	80
MERCURY	18	16	27	23	84

Points in the Point: Sky 38 (10/31), MERCURY 28 (13/32)
2nd Chance Points: Sky 9 (4/7), MERCURY 13 (4/14)
Fast Break Points: Sky 7 (2/4), MERCURY 8 (2/2)

Biggest Lead: Sky 14, MERCURY 8
Lead Changer: 4
Times Tied: 4

NATIONAL BASKETBALL ASSOCIATION

Sunday, July 17, 2016 KeyArena, Seattle, WA
 Officials: #25 Tiffany Bird, #42 Roy Gulbeyan, #5 Natalie Sago

OFFICIAL SCORER'S REPORT
FINAL BOX

Game Duration: 1:51
Attendance: 5,318

VISITOR: Chicago Sky (10-12)

	POS	MIN	FG	FGA	3P	3PA	FT	FTA	OR	DR	TOT	A	P	ST	TO	BS	+	-	PTS
21	Jamiera Faulkner	F	19:35	3	6	2	3	0	0	0	3	3	4	3	1	4	0	0	8
1	Tamera Young	F	31:15	2	9	0	0	0	0	5	5	1	1	1	0	0	0	0	4
11	Elena Delle Donne	C	35:48	14	24	3	3	4	5	5	6	11	1	2	0	2	1	0	35
32	Cheyenne Parker	G	30:44	8	10	0	1	3	3	5	5	10	0	2	0	1	0	0	15
34	Imani Boyette	G	23:39	1	3	0	0	1	2	3	3	6	2	2	1	3	0	0	3
22	Courtney Vandersloot		20:25	4	9	3	5	0	0	1	0	1	2	2	2	1	0	0	11
51	Jessica Breland		4:35	0	1	0	0	0	0	0	0	0	0	4	0	0	0	0	0
23	Cappie Pondexter		27:22	8	12	1	1	2	2	0	4	4	2	0	1	2	0	0	15
14	Allie Quigley		6:38	0	1	0	0	0	0	0	1	1	2	2	0	0	0	0	0
41	Erica de Souza	NWT - Brazil National Team																	
8	Clarissa Dos Santos	NWT - Brazil National Team																	
44	Bethnijah Laney	NWT - ACL																	
		200:00	36	75	9	13	10	14	14	27	41	14	18	5	13	1	0	91	
			48.0 %		89.2 %		71.4 %				TM REB: 7				TOT TO: 13 (15 PTS)				

HOME: SEATTLE STORM (8-14)

	POS	MIN	FG	FGA	3P	3PA	FT	FTA	OR	DR	TOT	A	PF	ST	TO	BS	+	-	PTS
32	Alysha Clark	F	30:47	4	9	2	6	1	3	2	1	3	3	2	0	1	0	0	11
30	Breanna Stewart	F	40:00	8	17	3	7	3	5	0	8	8	8	2	0	2	5	0	22
1	Crystal Langhorne	C	23:06	0	0	0	0	0	0	0	3	3	1	2	0	0	0	0	0
24	Jewell Loyd	G	31:05	5	15	0	3	2	2	1	2	3	10	4	1	3	0	0	12
10	Sue Bird	G	28:48	9	16	4	6	2	2	0	0	0	4	0	3	3	0	0	24
45	Noelle Quinn		14:12	0	1	0	1	0	0	0	4	4	3	0	0	0	0	0	0
34	Kristal Thomas		16:54	3	3	0	0	1	1	3	3	6	0	4	0	2	3	0	7
23	Kateena Mosqueda-Lewis		15:08	5	9	2	5	0	0	0	1	1	1	1	1	1	0	0	12
5	Abby Bishop	DNP - Coach's Decision																	
4	Jenna O'Hee	DNP - Coach's Decision																	
7	Ramu Tokashild	DNP - Coach's Decision																	
22	Monica Wright	DNP - Coach's Decision																	
		200:00	34	70	11	28	9	13	6	22	28	28	15	5	12	8	0	88	
			48.6 %		39.3 %		69.2 %		TM REB: 7				TOT TO: 12 (15 PTS)						

SCORE BY PERIOD	1	2	3	4	FINAL
Sty	30	20	14	21	91
STORM	14	18	28	28	88

Points in the Paint: Sky 34 (17/41), STORM 32 (16/24)
2nd Chance Points: Sky 21 (8/12), STORM 7 (2/5)
Fast Break Points: Sky 6 (2/2), STORM 14 (7/7)
Technical Fouls - Defensive Three Second
Sky (1): 8:16 3rd
STORM: NONE

Biggest Lead: Sky 26, STORM 2
Lead Changes: 1
Times Tied: 2

NATIONAL BASKETBALL ASSOCIATION

Friday, June 03, 2016 Allstate Arena, Rosemont, IL
Officials: #31 Amy Bonner, #49 Kevin Sparrock, #8 Daryl Humphrey

OFFICIAL SCORER'S REPORT
FINAL BOX

Game Duration: 1:58
Attendance: 5,489

VISITOR: Washington Mystics (2-8)

	POS	MIN	FG	FGA	3P	3PA	FT	FTA	OR	DR	TOT	A	P	ST	O	BS	+/-	PTS	
14	Tierra Ruffin-Pratt	F	20:50	0	3	0	0	1	2	0	1	1	2	2	0	3	0	1	0
33	Emma Meeseaman	F	25:10	5	9	0	1	3	4	2	3	5	2	2	2	2	0	13	0
31	Stefanie Dolson	C	26:35	5	11	0	1	2	2	1	3	4	3	2	0	0	2	0	12
16	Natasha Cloud	G	15:35	0	3	0	1	0	0	0	4	4	4	1	0	1	0	0	0
4	Taylor Hill	G	25:33	3	11	2	7	2	2	0	1	1	0	4	1	2	0	0	10
9	Kia Vaughn		20:04	3	5	0	0	0	0	2	2	4	0	1	0	1	2	0	8
2	Kahleesh Copper		19:09	2	4	1	1	2	2	1	2	3	2	1	0	1	0	0	7
12	Ivory Latta		24:25	1	6	0	4	9	9	0	0	0	1	0	1	0	0	0	11
8	Bria Hartley		12:30	2	4	1	2	2	4	0	2	2	1	2	0	2	0	0	7
21	Tianna Hawkins		3:45	0	1	0	0	2	2	1	0	1	0	1	0	1	0	0	2
11	Ally Melott		4:28	0	1	0	1	0	0	0	0	0	0	0	0	0	0	0	0
41	Jamie Welser		1:58	1	2	1	1	0	0	0	0	0	0	0	0	1	0	0	3
			200:00	22	60	5	19	23	27	7	18	25	14	16	4	14	4	0	72
					36.7%		26.3%		85.2%		TM REB:	7				TOT TO:	14 (19 PTS)		

HOME: CHICAGO SKY (4-4)

	POS	MIN	FG	FGA	3P	3PA	FT	FTA	OR	DR	TOT	A	PF	ST	TO	BS	+/-	PTS
11 Elena Delle Donne	F	27:48	6	11	0	2	6	7	1	5	6	6	0	0	1	1	0	18
51 Jessica Breland	F	14:06	5	7	0	0	0	0	1	3	4	0	3	1	1	3	0	10
41 Erika de Souza	C	18:55	4	7	0	0	2	2	6	1	7	1	3	0	1	0	0	10
23 Cappie Pondexter	G	28:07	7	11	2	3	0	0	0	1	1	3	1	1	0	0	0	16
21 Jamierra Faulkner	G	23:33	2	6	2	5	0	0	0	2	2	9	1	0	4	0	0	6
8 Charlesa Dos Santos		13:05	2	4	0	0	1	2	2	3	5	0	3	0	0	0	0	5
22 Courtney Vanderstoof		18:41	0	4	0	1	1	2	0	4	4	5	4	1	1	1	0	1
1 Tamera Young		15:48	5	8	0	0	0	0	0	2	2	3	2	2	1	0	0	10
1 Allie Quigley		18:58	5	8	2	2	4	4	0	3	3	2	1	3	2	1	0	16
3 Imani Boyette		14:32	3	3	0	0	0	0	1	0	1	1	2	1	0	1	0	6
44 Betnijah Laney		2:00	0	1	0	0	0	0	0	0	0	0	0	0	0	0	0	0
32 Cheyenne Parker		6:29	0	1	0	0	0	0	0	2	2	0	0	0	0	0	0	0
		200:00	39	71	6	13	14	17	11	26	37	30	20	9	11	7	0	98
			54.9%		46.2%		82.4%			TM	REB:	8			TOT TO:	11	(12 PTS)	

SCORE BY PERIOD	1	2	3	4	FINAL
Myrtles	17	19	21	15	72
SKY	34	28	11	27	98

Points in the Point: **Myositis 14 (7/18), SKY 42 (21/30)**
 2nd Chance Points: **Myositis 15 (4/5), SKY 19 (8/11)**
 Fast Break Points: **Myositis 3 (0/0), SKY 20 (8/8)**
 Technical Fouls - Defensive Three Second
Myositis (1): 6:05 2nd
SKY (1): 5:48 3rd

Biggest Lead: Myositis 0, SKY 28
Lead Changes: 0
Times Tied: 1

NATIONAL BASKETBALL ASSOCIATION

Sunday, July 10, 2016 Allstate Arena, Rosemont, IL
Officials: #26 Jonathan Sterling, #34 Maj Forsberg, #49 Kevin Sparrock

OFFICIAL SCORER'S REPORT
FINAL BOX

Game Duration: 2:01
Attendance: 7,021

VISITOR: Phoenix Mercury (8-13)

[illegible]

HOME: CHICAGO SKY (8-11)

	POS	MIN	FG	FGA	3P	3PA	FT	FTA	OR	DR	TOT	A	PF	ST	TO	BS	+/-	PTS
11 Elena Delle Donne	F	35:37	7	15	2	5	3	4	3	8	9	2	4	1	0	2	0	19
32 Chayenne Parker	F	16:59	1	4	0	0	0	0	2	3	5	2	4	0	1	0	0	2
34 Imani Boyette	C	23:52	4	5	0	0	4	5	6	7	13	1	4	0	3	2	0	12
1 Tamara Young	G	26:03	4	8	0	0	2	2	0	4	4	1	1	1	1	0	0	10
21 Jamierra Faulkner	G	18:02	4	7	3	3	0	0	0	1	1	7	1	1	5	0	0	11
14 Allie Quigley		28:15	9	17	1	3	2	2	1	2	3	5	0	1	1	0	0	21
22 Courtney Vandersloot		20:58	3	7	1	1	5	6	0	5	5	7	2	3	1	0	0	12
23 Cappie Pondexter		13:57	2	5	1	1	0	0	0	0	0	0	4	0	0	0	0	5
41 Erika de Souza		13:08	4	6	0	0	0	0	1	2	3	0	2	0	0	0	0	8
51 Jessica Breland		1:11	0	0	0	0	0	0	0	0	0	0	0	0	2	0	0	0
6 Clarissa Dos Santos	DNP - Coach's Decision																	
44 Betnijah Laney	DND - ACL																	
		200:00	38	74	8	13	16	19	13	30	43	25	22	7	14	4	0	100

SCORE BY PERIOD					
	1	2	3	4	FINAL
Mercury	22	27	21	25	95

Points in the Paint: Mercury 28 (13/27), SKY 32 (18/32)
2nd Chance Points: Mercury 8 (3/4), SKY 18 (7/13)
Fast Break Points: Mercury 13 (4/8), SKY 12 (4/8)
Technical Fouls - Individual
Mercury: NONE
SKY (1): Sides 2:59 4th
Flagrant Fouls
Mercury: NONE
SKY (1): 4:29 3rd Della Donne-FLG1

2016 SEASON BOX SCORES

NATIONAL BASKETBALL ASSOCIATION

Friday, August 26, 2016 Allstate Arena, Rosemont, IL
Officials: #24 Tony Dawkins, #44 Janetta Graham, #55 Eric Brewton

OFFICIAL SCORER'S REPORT FINAL BOX

Game Duration: 2:08
Attendance: 6,016

VISITOR: Atlanta Dream (13-13)

POS	MIN	FG	FGA	3P	3PA	FT	FTA	OR	DR	TOT	A	PF	ST	TO	BS	+/-	PTS
35 Angel McCoughtry	F 38:11	5	13	2	5	10	11	1	4	5	5	2	2	2	0	0	22
32 Bri Holmes	F 31:12	6	13	1	4	2	3	2	3	5	2	1	1	5	0	0	15
52 Elizabeth Williams	C 35:31	8	11	0	0	4	7	2	6	8	0	4	0	1	6	0	20
15 Tiffany Hayes	G 34:48	4	8	2	4	3	4	0	1	1	1	2	0	0	0	0	13
23 Layshia Clarendon	G 20:27	2	6	0	0	0	0	0	4	4	5	4	0	0	0	0	4
10 Mateo Ajavon	19:34	0	3	0	0	3	4	1	1	2	5	2	1	3	1	0	3
21 Reehanda Gray	8:27	0	2	0	0	0	2	0	2	2	1	3	0	1	0	0	0
34 Markelisha Gatling	7:34	1	1	0	0	0	0	0	1	1	0	1	0	0	0	0	2
14 Rachel Holliday	0:54	0	0	0	0	0	0	0	0	0	0	3	0	0	0	0	0
0 Melghan Simmons	3:27	1	2	1	2	0	0	0	0	0	0	0	0	0	0	0	3
8 Carla Corljo	DND - Knee																
20 Sancho Lytle	DND - Foot																
200:00 27 59 6 15 22 31 6 22 28 19 22 4 12 7 0 82																	
45.8 % 40.0 % 71.0 % TM REB: 13 TOT TO: 12 (23 PTS)																	

HOME: CHICAGO SKY (12-13)

POS	MIN	FG	FGA	3P	3PA	FT	FTA	OR	DR	TOT	A	PF	ST	TO	BS	+/-	PTS
1 Tamara Young	F 20:43	0	7	0	0	0	2	1	3	0	2	0	1	0	0	0	0
11 Elena Delle Donne	F 36:57	9	20	2	4	14	14	4	4	8	5	3	0	1	0	2	34
34 Imani Boyette	C 15:48	2	5	0	0	1	2	2	7	9	1	4	0	0	3	0	5
23 Cappie Pondexter	G 37:50	8	17	1	3	0	1	5	6	5	2	1	3	0	0	0	17
22 Courtney Vandersloot	G 34:56	4	14	1	1	5	5	2	5	7	4	2	1	1	0	0	14
51 Jessica Breland	21:54	2	3	0	0	0	2	3	5	2	5	0	1	1	0	0	4
21 Jamierra Faulkner	5:04	0	2	0	1	0	0	0	0	0	0	0	0	0	0	0	0
32 Cheyenne Parker	18:12	6	8	0	0	2	4	4	0	4	0	3	2	0	0	0	14
14 Allie Quigley	2:38	0	2	0	1	0	0	0	0	0	1	0	0	0	0	0	0
41 Erika de Souza	6:00	1	1	0	0	0	0	1	0	1	0	2	0	1	0	0	2
8 Clarissa Dos Santos	DNP - Coach's Decision																
44 Betnijah Laney	DND - ACL																
200:00 32 79 4 10 22 25 18 25 43 18 23 5 7 6 0 90																	
40.5 % 40.0 % 88.0 % TM REB: 7 TOT TO: 8 (5 PTS)																	

SCORE BY PERIOD	1	2	3	4	FINAL
Dream	19	25	18	20	82
SKY	20	24	31	16	90

Points in the Paint: Dream 40 (20/37), SKY 42 (21/46)
2nd Chance Points: Dream 13 (4/6), SKY 27 (8/14)
Fast Break Points: Dream 14 (6/6), SKY 11 (6/6)
Technical Fouls - Individual
Dream (1): McCoughtry 6:59 3rd
SKY: NONE
Technical Fouls - Defensive Three Second
Dream (1): 6:40 3rd
SKY (1): 6:12 2nd

Biggest Lead: Dream 7, SKY 13
Lead Changes: 7
Times Tied: 6

NATIONAL BASKETBALL ASSOCIATION

Friday, June 10, 2016 Bankers Life Fieldhouse, Indianapolis, IN
Officials: #26 Jonathan Sterling, #41 Cheryl Flores, #8 Daryl Humphrey

OFFICIAL SCORER'S REPORT FINAL BOX

Game Duration: 1:40
Attendance: 7,533

VISITOR: Chicago Sky (5-4)

POS	MIN	FG	FGA	3P	3PA	FT	FTA	OR	DR	TOT	A	PF	ST	TO	BS	+/-	PTS
51 Jessica Breland	F 15:41	3	9	0	0	0	0	2	5	7	1	0	1	1	0	0	8
11 Elena Delle Donne	F 27:31	5	10	2	2	2	2	1	6	7	2	4	0	2	1	0	14
41 Erika de Souza	C 14:07	3	6	0	0	0	0	3	3	6	1	1	0	0	0	0	6
23 Cappie Pondexter	G 31:19	6	11	0	0	0	0	3	3	6	4	1	0	1	0	0	10
22 Courtney Vandersloot	G 20:50	3	6	0	2	0	0	0	1	1	6	5	1	3	0	0	6
1 Tamara Young	17:45	2	6	0	0	0	0	2	0	2	2	4	0	2	0	0	4
21 Jamierra Faulkner	19:10	1	5	1	4	0	0	0	4	4	5	1	1	3	0	0	3
34 Imani Boyette	25:53	8	12	0	0	0	0	0	11	12	0	2	1	2	1	0	16
14 Allie Quigley	18:08	2	5	0	2	2	2	0	0	1	0	0	0	0	0	0	6
8 Clarissa Dos Santos	9:36	1	2	0	0	0	0	0	3	3	1	1	0	0	0	0	2
44 Betnijah Laney	DND - Tom ACL																
32 Cheyenne Parker	DNP - Coach's Decision																
200:00 33 72 3 10 4 4 12 36 46 23 19 4 14 2 0 73																	
45.8 % 30.0 % 100.0 % TM REB: 3 TOT TO: 14 (10 PTS)																	

HOME: INDIANA FEVER (4-5)

POS	MIN	FG	FGA	3P	3PA	FT	FTA	OR	DR	TOT	A	PF	ST	TO	BS	+/-	PTS
25 Marissa Coleman	F 31:58	2	15	0	8	4	4	2	1	3	5	2	3	1	0	0	8
24 Tamika Catchings	F 21:08	3	8	0	3	0	0	2	2	4	1	2	2	1	0	0	6
21 Eriana Larkins	C 20:47	1	1	0	0	0	0	2	7	9	1	0	0	1	1	0	2
42 Sherelle Johnson	G 32:21	4	13	0	3	1	2	3	4	7	0	0	1	4	0	0	9
20 Briann January	G 28:50	5	13	3	7	4	6	1	2	3	3	3	0	1	0	0	17
3 Tiffany Mitchell	14:02	1	4	1	1	3	4	0	0	0	0	2	1	0	0	0	6
14 Devereaux Peters	24:07	3	4	0	0	1	2	2	6	8	1	3	0	0	0	0	7
17 Erica Wheeler	12:49	2	6	0	2	0	0	0	1	1	2	1	0	0	0	0	4
12 Lynette Kizer	11:24	2	6	0	0	1	2	0	2	2	0	0	1	0	0	0	5
11 Natalie Achonwa	2:36	0	0	0	0	0	0	0	0	0	0	2	0	1	0	0	0
33 Maggie Lucas	DND - Right ACL																
30 Brenae Moseley	DNP - Coach's Decision																
200:00 23 70 4 24 14 20 12 25 37 13 15 8 9 1 0 64																	
32.9 % 16.7 % 70.0 % TM REB: 4 TOT TO: 9 (10 PTS)																	

SCORE BY PERIOD	1	2	3	4	FINAL
Sky	21	20	12	20	73
FEVER	21	12	16	16	64

Points in the Paint: Sky 46 (23/36), FEVER 20 (10/23)
2nd Chance Points: Sky 8 (4/11), FEVER 13 (4/9)
Fast Break Points: Sky 10 (5/7), FEVER 1 (0/1)

Biggest Lead: Sky 14, FEVER 4
Lead Changes: 6
Times Tied: 7

NATIONAL BASKETBALL ASSOCIATION

Wednesday, June 28, 2016 Allstate Arena, Rosemont, IL
Officials: #21 Byron Jarrett, #26 Jonathan Sterling, #53 Jeff Smith

OFFICIAL SCORER'S REPORT FINAL BOX

Game Duration: 2:01
Attendance: 11,892 (Sellout)

VISITOR: Indiana Fever (7-9)

POS	MIN	FG	FGA	3P	3PA	FT	FTA	OR	DR	TOT	A	PF	ST	TO	BS	+/-	PTS
24 Tamika Catchings	F 28:17	7	11	3	4	9	9	0	5	5	4	3	1	0	0	0	28
12 Lynette Kizer	F 12:53	3	7	0	0	2	2	2	1	3	0	3	0	0	0	0	8
2 Eriana Larkins	C 35:04	6	11	0	0	3	4	5	4	9	2	3	2	2	0	0	15
17 Erica Wheeler	G 28:55	4	8	0	0	2	2	0	3	3	9	3	0	3	0	0	10
20 Briann January	G 32:20	4	9	1	3	3	0	1	1	4	2	3	2	1	0	0	12
3 Tiffany Mitchell	12:14	2	6	1	4	2	2	0	2	2	1	2	1	1	0	0	7
14 Devereaux Peters	23:09	4	7	0	0	0	0	1	2	3	1	4	3	0	1	0	8
25 Marissa Coleman	12:45	2	5	1	2	4	5	0	1	1	2	1	0	3	0	0	9
42 Sherelle Johnson	5:29	0	0	0	0	0	0	0	3	3	1	0	1	1	0	0	0
11 Natalie Achonwa	8:54	0	3	0	0	0	0	3	1	4	0	1	0	1	0	0	0
33 Maggie Lucas	NWT - Tom Right ACL																
200:00 32 67 8 13 25 27 11 23 34 24 22 11 13 2 0 95																	
47.8 % 48.2 % 92.6 % TM REB: 7 TOT TO: 16 (14 PTS)																	

HOME: CHICAGO SKY (8-9)

POS	MIN	FG	FGA	3P	3PA	FT	FTA	OR	DR	TOT	A	PF	ST	TO	BS	+/-	PTS
1 Tamara Young	F 21:46	3	5	0	0	0	0	1	0	1	0	3	0	1	0	0	6
11 Elena Delle Donne	F 35:38	7	11	1	1	6	6	0	6	6	1	1	1	3	2	0	21
41 Erika de Souza	C 14:53	4	5	0	0	2	2	0	4	4	1	0	0	0	1	0	10
23 Cappie Pondexter	G 27:48	3	11	0	2	6	7	2	2	4	6	2	1	1	0	0	12
22 Courtney Vandersloot	G 26:09	2	3	1	1	2	2	0	0	0	4	2	2	5	0	0	7
51 Jessica Breland	20:24	3	7	0	0	0	0	2	2	4	2	2	0	2	2	0	6
21 Jamierra Faulkner	13:51	0	7	0	3	0	0	0	0	0	5	1	0	0	0	0	0
14 Allie Quigley	12:45	3	6	1	4	1	2	0	0	0	0	3	0	1	0	0	8

2016 SEASON BOX SCORES

NATIONAL BASKETBALL ASSOCIATION

Sunday, May 29, 2016 College Park Center, Arlington, TX
Officials: #14 JB DeRosa, #26 Jonathan Sterling, #34 Maj Forsberg

OFFICIAL SCORER'S REPORT FINAL BOX

Game Duration: 1:45
Attendance: 5,297

VISITOR: Chicago Sky (2-4)

	POS	MIN	FG	FGA	3P	3PA	FT	FTA	OR	DR	TOT	A	PF	ST	TO	BS	+	-	PTS
11 Elena Delle Donne	F	32:53	5	10	2	4	2	2	2	4	6	3	3	2	1	0	0	14	
51 Jessica Breland	F	21:58	3	7	0	0	0	0	0	3	3	5	1	2	0	0	1	0	6
41 Erika de Souza	C	15:38	3	8	0	0	0	0	2	3	5	1	1	0	1	1	0	6	
23 Cappie Pondexter	G	32:38	8	14	0	0	2	2	0	2	2	5	3	0	1	0	0	18	
21 Jamierra Faulkner	G	32:42	6	9	0	1	1	2	1	2	3	9	4	2	6	0	0	13	
1 Tamara Young		21:27	5	8	0	0	0	0	0	2	2	4	3	2	1	0	0	10	
22 Courtney Vandersloot		5:52	1	1	0	0	0	0	0	1	1	1	1	0	1	0	0	2	
14 Allie Quigley		8:48	5	8	2	2	1	1	0	2	2	1	1	0	0	0	0	13	
34 Inani Boyette		24:22	5	5	0	0	0	0	0	8	8	2	4	1	2	4	0	10	
44 Betnijah Laney		3:42	0	0	0	0	0	0	0	1	1	1	2	0	0	0	0	0	
8 Clarissa Dos Santos	DNP - Coach's Decision																		
32 Cheyenne Parker	DNP - Coach's Decision																		
200:00			41	70	4	7	6	7	8	28	36	28	24	7	13	6	0	92	
			58.6 %			57.1 %			85.7 %			TM REB: 3			TOT TO: 14 (16 PTS)				

HOME: DALLAS WINGS (3-3)

	POS	MIN	FG	FGA	3P	3PA	FT	FTA	OR	DR	TOT	A	PF	ST	TO	BS	+	-	PTS
12 Karima Christmas	F	33:41	3	7	2	3	6	6	4	3	7	6	4	1	3	0	0	14	
22 Plenetta Plerson	F	31:33	3	10	1	3	3	3	3	3	6	3	3	0	2	0	0	10	
3 Courtney Parle	C	34:29	3	9	0	0	3	5	4	5	9	4	2	1	0	1	0	9	
31 Erin Phillips	G	21:06	3	8	2	4	5	5	1	1	2	1	1	0	0	1	0	13	
0 Odyssey Sims	G	32:26	9	22	3	8	2	0	4	4	3	3	3	3	0	0	0	23	
35 Jordan Hooper		20:10	5	11	3	8	1	2	1	1	2	1	0	0	1	0	0	14	
1 Brianna Kiesel		5:14	0	1	0	0	0	0	0	0	0	0	0	0	0	0	0	0	
23 Aerial Powers		15:54	0	7	0	3	4	4	0	1	1	0	2	3	2	0	0	4	
44 Ruth Hamblin		5:27	0	0	0	0	0	0	0	1	1	0	0	0	1	0	0	0	
4 Skyler Diggins	DNP - Coach's Decision																		
25 Glory Johnson	DNP - Coach's Decision																		
55 Theresa Plaisance	DNP - Coach's Decision																		
200:00			26	75	11	27	24	27	13	19	32	18	15	8	12	2	0	87	
			34.7 %			40.7 %			88.9 %			TM REB: 11			TOT TO: 13 (17 PTS)				

SCORE BY PERIOD

	1	2	3	4	FINAL
Sky	28	28	13	23	92
WINGS	20	27	18	24	89

Points in the Paint: Sky 48 (24/1), WINGS 22 (11/1)

2nd Chance Points: Sky 4 (2/6), WINGS 23 (7/15)

Fast Break Points: Sky 18 (8/6), WINGS 22 (7/8)

Technical Fouls - Defensive Three Second

Sky (1): 3:10 4th

WINGS: NONE

Biggest Lead: Sky 16, WINGS 5

Lead Changes: 6

Times Tied: 1

NATIONAL BASKETBALL ASSOCIATION

Friday, July 08, 2016 Alletate Arena, Rosemont, IL
Officials: #19 Tiera Cruse, #24 Tony Dawkins, #4 Sue Blauch

OFFICIAL SCORER'S REPORT FINAL BOX

Game Duration: 2:00
Attendance: 5,633

VISITOR: New York Liberty (14-6)

	POS	MIN	FG	FGA	3P	3PA	FT	FTA	OR	DR	TOT	A	PF	ST	TO	BS	+	-	PTS
32 Swin Cash	F	18:33	2	8	0	0	0	1	2	3	1	1	0	0	2	0	4		
31 Tina Charles	F	33:35	9	18	0	1	11	12	4	5	9	2	1	0	2	0	29		
8 Carolyn Swords	C	22:57	3	8	0	0	0	0	3	3	6	1	2	0	2	2	0	6	
14 Sugar Rodgers	G	31:54	8	14	5	8	0	0	0	4	4	2	1	4	1	0	21		
30 Tanisha Wright	G	26:18	2	5	0	0	1	2	2	3	5	6	2	2	5	0	0	5	
1 Shavonte Zellous		20:29	1	6	0	1	6	6	1	4	5	2	2	0	2	0	0	8	
15 Brittany Boyd		13:43	1	5	0	2	0	1	0	2	2	3	3	0	2	0	0	2	
41 Kiah Stokes		17:01	2	7	0	0	0	0	4	2	6	2	3	0	1	0	0	4	
9 Rebecca Allen		8:07	3	5	1	2	2	2	0	2	2	0	0	0	0	0	0	9	
17 Amanda Zahui B		6:25	0	2	0	0	0	0	1	1	2	0	2	0	0	0	0	0	
2 Adut Bulgak	DNP - Coach's Decision																		
5 Shoni Schimmel	DNP - Coach's Decision																		
200:00			31	78	8	14	20	23	16	28	44	19	17	6	15	5	0	88	
			39.7 %			42.9 %			87.0 %			TM REB: 10			TOT TO: 15 (21 PTS)				

HOME: CHICAGO SKY (7-11)

	POS	MIN	FG	FGA	3P	3PA	FT	FTA	OR	DR	TOT	A	PF	ST	TO	BS	+	-	PTS
1 Tamara Young	F	27:19	3	8	0	0	0	0	1	5	6	1	2	1	1	0	0	6	
11 Elena Delle Donne	F	30:05	6	13	0	1	2	2	1	6	7	4	5	0	1	1	0	14	
41 Erika de Souza	C	12:00	2	4	0	0	2	2	1	1	2	0	0	1	1	1	0	6	
23 Cappie Pondexter	G	14:18	3	6	0	0	1	1	0	1	1	1	0	0	1	0	0	7	
22 Courtney Vandersloot	G	9:38	0	3	0	0	0	0	0	1	1	2	1	0	1	0	0	0	
21 Jamierra Faulkner		30:22	7	13	1	3	3	5	0	2	2	5	3	3	3	0	0	18	
14 Allie Quigley		30:22	10	17	6	9	3	3	0	0	0	3	1	1	2	0	0	29	
34 Inani Boyette		22:10	1	5	0	0	0	0	2	3	5	1	2	0	2	4	0	2	
51 Jessica Breland		8:10	0	3	0	0	0	0	0	0	0	0	3	0	0	1	0	0	
32 Cheyenne Parker		15:39	1	2	0	0	1	2	3	3	6	1	2	1	0	2	0	3	
8 Clarissa Dos Santos	DNP - Coach's Decision																		
44 Betnijah Laney	DNP - Coach's Decision																		
200:00			33	74	7	13	12	15	8	22	30	18	19	7	12	9	0	85	
			44.6 %			53.8 %			80.0 %			TM REB: 10			TOT TO: 13 (16 PTS)				

SCORE BY PERIOD

	1	2	3	4	FINAL
Liberty	24	26	21	17	88
SKY	22	22	22	19	85

Points in the Paint: Liberty 32 (16/12), SKY 40 (20/43)

2nd Chance Points: Liberty 10 (8/15), SKY 3 (1/6)

Fast Break Points: Liberty 12 (4/6), SKY 7 (2/8)

Technical Fouls - Defensive Three Second

Liberty (1): 4:43 4th

SKY: NONE

MEMO: Quigley- New career high in points (Prev 27 vs AS 7/13/14)

Biggest Lead: Liberty 15, SKY 3

Lead Changes: 5

Times Tied: 6

NATIONAL BASKETBALL ASSOCIATION

Friday, May 27, 2016 AT&T Center, San Antonio, TX
Officials: #16 Isaac Barnett, #42 Roy Gulbeyan, #49 Kevin Sparrock

OFFICIAL SCORER'S REPORT FINAL BOX

Game Duration: 1:58
Attendance: 5,210

VISITOR: Chicago Sky (1-4)

	POS	MIN	FG	FGA	3P	3PA	FT	FTA	OR	DR	TOT	A	PF	ST	TO	BS	+	-	PTS
11 Elena Delle Donne	F	30:32	9	20	4	10	5	5	0	9	9	1	6	0	2	2	0	27	
51 Jessica Breland	F	12:56	1	4	0	0	0	0	1	1	2	0	2	0	3	0	0	2	
41 Erika de Souza	C	28:20	3	4	0	0	4	4	3	6	9	3	3	1	1	0	0	10	
23 Cappie Pondexter	G	15:29	1	5	0	1	0	0	1	1	2	1	1	0	0	0	0	2	
21 Jamierra Faulkner	G	36:37	4	10	0	1	1	2	0	3	3	11	3	1	3	0	0	9	
1 Tamara Young		28:17	2	7	0	0	2	4	4	3	7	0	1	0	1	0	0	6	
14 Allie Quigley		28:26	8	13	0	1	0	0	0	1	1	3	2	1	4	2	0	16	
32 Cheyenne Parker		11:40	2	3	0	0	0	0	1	4	4	0	3	1	1	0	0	4	
44 Betnijah Laney		3:17	0	1	0	0	0	0	0	0	0	0	0	0	0	0	0	0	
8 Clarissa Dos Santos		6:26	1	2	0	0	0	0	0	0	0	0	1	0	0	0	0	2	
31 Imani Boyette	DNP - Coach's Decision																		
22 Courtney Vandersloot	DNP - Coach's Decision																		
		200:00	31	89	4	13	12	16	9	28	37	19	22	4	15	4	0	78	
			44.9	%	30.8	%	75.0	%	TM	REB:	13	TOT TO: 15 (18 PTS)							

2016 SEASON BOX SCORES

NATIONAL BASKETBALL ASSOCIATION

OFFICIAL SCORER'S REPORT FINAL BOX

Sunday, September 11, 2016 Mohegan Sun Arena, Uncasville, CT
Officials: #31 Amy Bonner, #55 Eric Brewton, #7 Billy Smith

Game Duration: 1:59
Attendance: 6,820

VISITOR: Chicago Sky (16-15)

	POS	MIN	FG	FGA	3P	3PA	FT	FTA	OR	DR	TOT	A	PF	ST	TO	BS	+/-	PTS	
32	Cheyenne Parker	F	14:09	1	4	0	0	2	6	2	2	4	0	4	0	1	0	0	4
51	Jessica Breland	F	32:55	5	9	0	0	3	4	1	9	10	2	3	1	5	6	0	13
34	Imani Boyette	C	25:24	8	11	0	0	1	2	1	5	6	1	3	2	0	3	0	13
23	Cappie Pondexter	G	34:21	8	15	2	6	10	11	0	5	5	5	2	3	0	0	0	24
22	Courtney Vandersloot	G	35:45	8	12	2	4	2	2	2	5	7	4	1	2	4	0	0	16
14	Allie Quigley		26:36	7	10	2	4	2	2	0	0	0	1	2	0	1	0	0	18
41	Erika de Souza		13:54	1	2	0	0	2	2	1	3	4	0	0	1	1	0	0	4
21	Jamiera Faulkner		10:57	0	0	0	0	2	2	0	0	0	4	1	0	1	0	0	2
8	Clarissa Dos Santos		5:59	1	3	0	0	0	0	3	0	3	0	2	0	0	0	0	2
11	Elena Delle Donne	NWT - Thumb																	
44	Beñjah Laney	DND - ACL																	
1	Tamera Young	DND - Ankle																	
		200:00	33	66	6	14	24	31	10	29	39	17	19	9	12	10	0	86	
			50.0 %		42.9 %		77.4 %		TM REB: 7		TOT TO: 13 (15 PTS)								

HOME: CONNECTICUT SUN (11-20)

	POS	MIN	FG	FGA	3P	3PA	FT	FTA	OR	DR	TOT	A	PF	ST	TO	BS	+/-	PTS	
25	Alysea Thomas	F	25:34	8	12	0	0	2	2	4	5	9	3	3	1	4	0	0	18
2	Camille Little	F	30:36	3	10	0	2	2	1	5	6	4	6	3	3	0	0	8	
13	Chiney Ogumike	C	33:06	6	13	0	0	8	12	7	3	10	0	5	2	1	3	0	20
20	Alex Bentley	G	23:28	1	12	1	7	1	1	0	0	1	2	2	0	0	0	4	
5	Jasmine Thomas	G	32:48	8	13	3	4	2	2	0	3	3	6	3	0	3	0	21	
35	Jonquel Jones		16:08	2	5	1	1	0	0	2	1	3	2	2	0	0	0	5	
10	Courtney Williams		24:16	3	12	0	4	0	2	2	3	5	2	1	1	0	0	6	
34	Kelly Faria		14:05	1	2	0	1	2	2	0	2	2	3	1	0	1	0	4	
1	Rachel Banham	DND - Right Knee Surgery																	
15	Anelisa Henry-Morello	DNP - Coach's Decision																	
40	Shekinna Stricklen	DNP - Coach's Decision																	
31	Aasia Taylor	DNP - Coach's Decision																	
33	Morgan Tuck	DND - Left Knee																	
			200:00	32	79	5	19	17	23	16	22	38	21	23	9	12	3	0	86
				40.5 %		26.3 %		73.9 %	TM REB: 9				TOT TO: 12 (15 PTS)						

SCORE BY PERIOD	1	2	3	4	FINAL
Sky	28	15	28	25	96
SUN	24	23	14	25	86

Points in the Paint: Sky 36 (18/31), SUN 48 (24/46)
2nd Chance Points: Sky 9 (5/7), SUN 17 (14/15)
Fast Break Points: Sky 7 (3/5), SUN 9 (4/4)
Technical Fouls - Defensive Three Second
Sky (1): 6:22 2nd
SUN (1): 6:22 2nd

Biggest Lead: Sky 13, SUN 7
Lead Changes: 10
Times Tied: 4

NATIONAL BASKETBALL ASSOCIATION

OFFICIAL SCORER'S REPORT FINAL BOX

Tuesday, July 05, 2016 Target Center, Minneapolis, MN
Officials: #41 Cheryl Flores, #55 Eric Brewton, #8 Daryl Humphrey

Game Duration: 2:04
Attendance: 7,433

VISITOR: Chicago Sky (7-10)

	POS	MIN	FG	FGA	3P	3PA	FT	FTA	OR	DR	TOT	A	PF	ST	TO	BS	+/-	PTS			
1	Tamera Young	F	33:53	2	8	0	0	2	2	1	3	4	0	2	1	1	0	0	6		
11	Elena Delle Donne	F	38:40	11	15	5	6	11	11	2	8	10	0	3	0	1	2	0	38		
41	Erika de Souza	C	23:51	1	3	0	0	0	0	2	3	5	0	3	0	0	1	0	2		
23	Cappie Pondexter	G	24:40	1	10	0	0	2	2	1	5	6	2	1	1	4	0	0	4		
22	Courtney Vandersloot	G	33:03	0	1	0	0	0	0	0	0	0	0	1	0	1	0	0	0		
21	Jamiera Faulkner		33:28	6	20	0	3	6	6	1	1	2	7	2	1	2	1	0	18		
34	Imani Boyette		8:42	1	1	0	0	1	2	1	1	2	0	4	1	0	1	0	3		
14	Allie Quigley		19:23	4	9	1	2	0	0	0	0	0	0	0	1	2	0	0	9		
51	Jessica Breland		6:55	1	2	0	0	0	0	0	0	1	1	1	0	0	0	0	2		
32	Cheyenne Parker		7:27	0	0	0	0	0	0	0	0	1	1	2	1	2	0	0	0		
8	Clarissa Dos Santos	DNP - Coach's Decision																			
44	Beñjah Laney	NWT - ACL																			
		200:00	27	69	6	11	22	23	8	23	31	11	19	6	13	5	0	82			
			39.1 %		54.5 %		95.7 %		TM REB: 8		TOT TO: 13 (20 PTS)										

HOME: MINNESOTA LYNX (15-3)

HOME MINNESOTA TWENTY (2)		POS	MIN	FG	FGA	3P	3PA	FT	FTA	OR	DR	TOT	A	PF	ST	TO	BS	+/-	PTS	
23	Maya Moore	F	34:28	12	18	6	9	3	2	4	6	1	5	3	3	0	0	0	33	
32	Rebekkah Brunson	F	16:52	3	5	0	0	0	1	1	7	8	2	3	1	1	1	0	6	
34	Sylvia Fowles	C	35:04	4	9	0	0	7	9	2	4	6	3	5	0	2	1	0	15	
33	Selmon Augustus	G	29:08	7	13	0	1	2	2	0	2	2	1	0	1	3	1	0	16	
13	Lindsey Whalen	G	23:57	3	7	0	2	5	5	1	2	3	4	1	0	1	0	0	11	
3	Natasha Howard		9:13	1	3	0	0	0	0	1	1	2	0	2	1	1	0	0	2	
21	Renee Montgomery		17:22	0	2	0	1	0	0	0	1	1	2	2	0	2	0	0	0	
7	Jia Perkins		15:07	1	6	0	1	2	3	0	1	1	0	0	1	1	0	0	4	
4	Janel McCarville		18:52	0	3	0	0	0	0	0	3	3	6	0	2	0	1	0	0	
14	Bashara Graves	DNP - Coach's Decision																		
24	Kelsha Hampton	DNP - Coach's Decision																		
			200:00	31	66	6	14	19	23	7	25	32	19	18	9	14	4	0	87	
				47.0 %		42.9 %		82.6 %		TM REB: 11		TOT TO: 17 (18 PTS)								

SCORE BY PERIOD	1	2	3	4	FINAL
Sky	30	21	17	14	82
LYNX	24	28	9	26	87

Points in the Paint: Sky 32 (16/34), LYNX 26 (14/30)
2nd Chance Points: Sky 9 (4/10), LYNX 9 (4/8)
Fast Break Points: Sky 2 (1/7), LYNX 20 (6/11)
Technical Fouls - Defensive Three Second
Sky (1): 8:33 4th
LYNX: NONE

Biggest Lead: Sky 10, LYNX 9
Lead Changes: 15
Times Tied: 10

NATIONAL BASKETBALL ASSOCIATION

OFFICIAL SCORER'S REPORT FINAL BOX

Sunday, September 25, 2016 Alletta Arena, Rosemont, IL
Officials: #18 Kurt Walker, #4 Sue Blauch, #42 Roy Gulbeyan

Game Duration: 2:10
Attendance: 3,922

VISITOR: Atlanta Dream (0-1)

		POS	MIN	FG	FGA	3P	3PA	FT	FTA	OR	DR	TOT	A	PF	ST	TO	BS	+/-	PTS
35	Angel McCoughtry	F	35:50	9	21	4	6	5	8	2	4	6	9	2	1	5	0	0	27
32	Bria Holmes	F	30:13	5	11	0	2	0	3	2	2	4	2	2	0	0	0	0	10
52	Elizabeth Williams	C	38:48	5	14	0	0	4	5	5	4	9	2	6	1	1	2	0	14
15	Tiffany Hayes	G	36:43	10	17	3	7	7	8	1	5	6	2	3	1	2	0	0	30
23	Layshia Clarendon	G	27:20	3	7	1	3	3	4	3	3	6	5	2	0	2	0	0	10
10	Matee Ajavon		10:15	1	2	0	0	4	4	1	2	3	0	1	0	0	0	0	6
34	Markelisha Gatling		8:37	0	0	0	0	1	2	0	0	0	0	1	0	0	0	0	1
0	Melghan Simmons		5:03	0	2	0	1	0	0	0	0	0	1	2	0	0	0	0	0
21	Reehanda Gray		3:55	0	2	0	0	0	0	1	0	1	0	3	0	0	0	0	0
8	Carla Corljo		3:16	0	1	0	1	0	0	1	0	1	0	0	0	0	0	0	0
14	Rachel Hollivay	DNP - Coach's Decision																	
20	Sancho Lyttle	DND - Foot																	
			200:00	33	77	8	20	24	34	16	20	36	21	22	3	12	2	0	98
				42.9 %		40.0 %		70.6 %		TM REB: 11		TOT TO: 12 (15 PTS)							

HOME: CHICAGO SKY (1-0)

	POS	MIN	FG	FGA	3P	3PA	FT	FTA	OR	DR	TOT	A	PF	ST	TO	BS	+/-	PTS	
1	Tamera Young	F	30:28	8	15	0	0	0	0	0	4	4	3	5	0	2	1	0	16
51	Jessica Breland	F	33:20	10	14	0	1	0	0	8	16	1	4	3	1	3	0	20	
34	Imani Boyette	C	27:39	3	5	0	0	2	2	4	7	11	1	5	0	0	6	0	8
23	Cappie Pondexter	G	34:47	6	15	0	2	4	0	2	2	3	1	2	0	0	0	0	16
22	Courtney Vanderlaot	G	33:39	9	14	3	6	0	0	1	0	1	13	4	4	4	0	0	21
41	Erika de Souza		12:21	0	2	0	0	2	2	2	1	3	1	1	0	0	0	0	2
21	Jamiera Faulkner		6:21	2	3	1	1	0	2	0	0	0	2	2	0	1	0	0	5
14	Allie Quigley		8:14	3	7	2	4	0	0	0	0	0	2	1	0	0	0	0	8
32	Cheyenne Parker		8:27	2	3	0	0	4	6	1	1	2	0	2	0	2	0	0	8
6	Clarissa Dos Santos		4:44	1	2	0	0	2	2	1	1	2	0	2	0	1	0	0	4
11	Elena Delle Donne	DND - Thumb																	
44	Beltrijah Laney	DND - ACL																	
		2000:00	44	80	6	14	14	18	17	24	41	26	27	9	11	10	0	108	
					55.0 %		42.9 %		77.8 %		TW REB: 6					TOT TO: 12 (19 PTS)			

2016 SEASON BOX SCORES

NATIONAL BASKETBALL ASSOCIATION

Friday, September 09, 2016 Bankers Life Fieldhouse, Indianapolis, IN
Officials: #21 Byron Jarrett, #49 Kevin Sparrock, #8 Daryl Humphrey

OFFICIAL SCORER'S REPORT FINAL BOX

Game Duration: 2:05
Attendance: 10,533

VISITOR: Chicago Sky (15-15)

	POS	MIN	FG	FGA	3P	3PA	FT	FTA	OR	DR	TOT	A	PF	ST	TO	BS	+/-	PTS
21 Jamierra Faulkner	F	20:42	5	7	2	4	2	4	0	0	0	1	3	1	2	0	0	14
51 Jessica Breland	F	31:44	3	7	0	0	7	8	2	7	9	2	4	1	1	0	0	13
34 Imani Boyette	C	21:34	2	6	0	0	0	0	0	0	0	0	4	0	0	0	0	4
23 Cappie Pondexter	G	38:18	8	18	0	4	6	8	1	2	3	1	1	4	3	0	0	22
22 Courtney Vandersloot	G	32:43	5	12	1	6	4	4	1	4	5	4	4	4	3	0	0	15
41 Erlka de Souza		14:44	3	6	0	0	1	1	3	2	5	0	1	0	1	2	0	7
8 Claressa Doe Santos		9:06	1	5	0	0	0	0	1	1	2	0	3	0	1	0	0	2
14 Allie Quigley		17:58	1	6	0	3	2	2	0	1	1	0	1	0	0	0	0	4
32 Cheyenne Parker		13:11	3	6	0	0	1	1	4	1	5	1	4	2	0	0	0	7
11 Elena Delle Donne	NWT - Hand																	
44 Betnijah Laney	DND - Coach's Decision																	
1 Tamara Young	DND - Coach's Decision																	
200:00			31	73	3	17	23	28	12	18	30	9	25	12	11	2	0	88
			42.5 %		17.6 %		82.1 %		TM REB: 10		TOT TO: 11 (14 PTS)							

HOME: INDIANA FEVER (15-15)

	POS	MIN	FG	FGA	3P	3PA	FT	FTA	OR	DR	TOT	A	PF	ST	TO	BS	+/-	PTS
24 Tamika Catchings	F	20:47	3	8	0	4	0	2	2	6	8	1	4	1	1	0	0	6
25 Marissa Coleman	F	34:14	5	12	2	7	2	2	2	2	4	4	1	1	1	1	0	14
2 Erlana Larkins	C	24:47	5	6	0	0	2	2	3	3	6	2	4	0	2	0	0	12
17 Erica Wheeler	G	29:25	4	9	3	6	5	10	1	4	5	4	4	1	4	0	0	18
20 Briann January	G	30:34	5	7	2	3	8	9	1	2	3	6	3	2	2	0	0	20
12 Lynetta Kizer		23:39	5	8	0	0	4	5	0	2	2	0	2	1	1	1	0	14
42 Shenise Johnson		16:28	2	6	1	3	4	4	1	3	4	1	1	0	3	0	0	9
3 Tiffany Mitchell		5:46	0	1	0	0	2	2	1	0	1	0	0	0	2	0	0	2
11 Natalie Achonwa		9:01	1	1	0	0	0	0	0	0	0	0	1	0	0	0	0	2
14 Devereaux Peters		2:49	0	0	0	0	0	0	0	0	1	1	0	0	0	0	0	0
32 Jeanette Pohlen		2:30	0	1	0	1	0	0	0	0	0	0	1	0	1	0	0	0
33 Maggie Lucas	DND - Torn ACL																	
200:00			30	59	8	24	27	36	11	23	34	18	21	6	17	2	0	95
			50.8 %		33.3 %		75.0 %		TM REB: 11		TOT TO: 19 (22 PTS)							

SCORE BY PERIOD	1	2	3	4	FINAL
Sky	20	24	21	23	88
FEVER	27	25	23	20	95

Points In the Paint: Sky 42 (21/40), FEVER 34 (17/26)
2nd Chance Points: Sky 13 (9/13), FEVER 12 (6/10)

Fast Break Points: Sky 15 (6/6), FEVER 5 (2/3)

Technical Fouls - Individual

Sky: NONE

FEVER (1): Larkins 6:12 2nd

Technical Fouls - Defensive Three Second

Sky (1): 6:51 3rd

FEVER: NONE

Biggest Lead: Sky 1, FEVER 12

Lead Changes: 2

Times Tied: 6

NATIONAL BASKETBALL ASSOCIATION

Sunday, September 04, 2016 Allstate Arena, Rosemont, IL
Officials: #16 Isaac Barnett, #34 Maj Foreberg, #57 Donald Hudson

OFFICIAL SCORER'S REPORT FINAL BOX

Game Duration: 1:55
Attendance: 6,034

VISITOR: San Antonio Stars (6-22)

	POS	MIN	FG	FGA	3P	3PA	FT	FTA	OR	DR	TOT	A	PF	ST	TO	BS	+/-	PTS
1 Monique Currie	F	28:43	4	11	2	3	10	10	2	3	5	3	2	0	2	1	0	20
45 Astou Ndour	F	22:14	2	8	0	2	0	0	0	2	2	0	4	0	1	1	0	4
32 Jayne Appel-Martelli	C	27:13	2	5	0	0	3	4	2	4	6	4	3	1	1	1	0	7
24 Jazmon Gwathmey	G	22:28	1	5	0	2	0	0	0	1	1	0	1	0	0	0	0	2
4 Moriah Jefferson	G	30:42	7	16	0	2	4	5	0	2	2	3	3	0	0	0	0	18
7 Haley Peters		21:00	5	11	0	3	0	1	0	2	2	0	4	0	0	0	0	10
22 Vicki Baugh		16:11	2	2	0	0	0	0	4	2	6	1	1	1	1	0	0	4
51 Sydney Colson		24:47	3	3	0	0	2	2	0	0	0	2	1	2	3	0	0	8
14 Whitney Knight		6:44	0	4	0	0	3	0	0	0	1	1	1	0	0	0	0	0
40 Kayla Alexander	NWT - Concussion																	
5 Deatrice Hamby	NWT - Pregnant																	
21 Kayla McBride	NWT - Broken Froot																	
6 Alex Montgomery	NWT - Sprained Left Knee																	
200:00			26	65	2	15	19	22	8	17	25	14	20	7	8	3	0	73
			40.0 %		13.3 %		86.4 %		TM REB: 7		TOT TO: 9 (13 PTS)							

HOME: CHICAGO SKY (15-13)

	POS	MIN	FG	FGA	3P	3PA	FT	FTA	OR	DR	TOT	A	PF	ST	TO	BS	+/-	PTS
1 Tamara Young	F	24:39	3	6	0	0	4	4	0	3	3	2	3	2	1	0	0	10
11 Elena Delle Donne	F	32:32	12	20	3	4	8	9	2	4	6	4	2	2	1	0	0	35
34 Imani Boyette	C	20:29	4	5	0	0	2	4	1	6	7	2	4	1	1	4	0	10
23 Cappie Pondexter	G	30:59	4	11	0	0	2	2	1	2	3	5	1	0	0	0	0	10
22 Courtney Vandersloot	G	32:18	2	7	0	3	3	4	1	3	4	6	1	0	3	0	0	7
41 Erlka de Souza		13:23	4	4	0	0	0	0	0	3	2	5	0	2	1	0	0	8
21 Jamierra Faulkner		8:09	1	2	0	0	0	0	1	1	2	3	2	0	2	0	0	2
14 Allie Quigley		13:55	3	6	2	2	0	0	0	0	0	0	1	1	0	0	0	8
51 Jessica Breland		19:17	1	3	0	0	3	4	1	4	5	1	1	0	0	1	0	5
8 Claressa Doe Santos		4:19	0	1	0	0	2	2	1	0	1	0	1	0	1	1	0	2
44 Betnijah Laney	DND - Knee																	
32 Cheyenne Parker	DND - Ankle																	
200:00			34	65	5	9	24	29	11	25	36	23	18	7	9	6	0	97
			52.3 %		55.6 %		82.8 %		TM REB: 10		TOT TO: 9 (8 PTS)							

SCORE BY PERIOD	1	2	3	4	FINAL
Stars	22	25	18	10	73
SKY	26	25	22	24	97

Points In the Paint: Stars 28 (14/26), SKY 42 (21/32)
2nd Chance Points: Stars 6 (2/6), SKY 22 (9/9)
Fast Break Points: Stars 9 (3/4), SKY 11 (5/6)

Biggest Lead: Stars --, SKY 24
Lead Changes: 0
Times Tied: 0

Sky Franchise History



FRANCHISE FIRSTS



Starting Line Up

5/20/06 @ Charlotte

- Nikki McCray (F)
- Brooke Wyckoff (F)
- Ashley Robinson (C)
- Stacey Dales (G)
- Elaine Powell (G)

Field Goal Made

Stacey Dales

8:06 1st Quarter, 5/20/06

3 Point Field Goal Made

Stacey Dales, 5/20/06

Rebound

Ashley Robinson, 5/20/06

Assist

Ashley Robinson

8:06 1st Quarter, 5/20/06

Steal

Brooke Wyckoff

7:07 1st Quarter, 5/20/06

Double/Double

Bernadette Ngoyisa

10 rebs & 11 points

Double-Digit Scorer

Candice Dupree

19 pts. @ Charlotte, 5/20/06

Free Throw Attempt

Chelsea Newton

6:27 2nd Quarter, 5/20/06

Personal Foul

Nikki McCray

9:37 1st Quarter, 5/20/06

Offensive Foul

Stacey Dales

7:21 1st Quarter, 5/20/06

Defensive Foul

Nikki McCray

9:37 1st Quarter, 5/20/06

Home Win

Chicago 75 – Charlotte 69

vs. Charlotte 6/29/06

Home Loss

Sacramento 76 – Chicago 63

vs. Sacramento 5/23/06

Road Win

Chicago 83 – Charlotte 82

@ Charlotte 5/20/06

Road Loss

Houston 71 – Chicago 60

@ Houston 6/2/06

Playoff Appearance

Chicago vs. Indiana Fever

9/20/13

Playoff Win

Atlanta 77 – Chicago 80

@ Atlanta 8/22/14

Finals Appearance

9/7/14 @ Phoenix

Finals Home Game

9/12/14 vs. Phoenix

Title

2014 WNBA Eastern
Conference Champions

DRAFT HISTORY

2005 WNBA Draft Expansion

Player	Position	From
Jia Perkins	Guard	Charlotte Sting
Brooke Wyckoff	Forward	Connecticut Sun
Elaine Powell	Guard	Detroit Shock
Keisha Brown	Guard	Houston Comets
Deanna Jackson	Forward	Indiana Fever
Laura Macchi	Forward	Los Angeles Sparks
Stacey Lovelace	Forward	Minnesota Lynx
DeTrina White	Forward	New York Liberty
Ashley Robinson	Center	Phoenix Mercury
Bernadette Ngoyisa	Center	San Antonio Silver Stars
Chelsea Newton	Guard	Sacramento Monarchs
Francesca Zara	Guard	Seattle Storm
Stacey Dales	Guard	Washington Mystics

2006 WNBA Draft

Round	Pick	Player	From
1	4	Candice Dupree	Temple
2	20	Jennifer Harris	Washington
3	34	Kent Gardin	Virginia Tech

2007 WNBA Draft

Round	Pick	Player	From
1	3	Armintie Price	Mississippi
1	10	Carla Thomas	Vanderbilt
2	20	Stephanie Raymond	Northern Illinois
3	27	Jenna Rubino	DePaul

2008 WNBA Draft

Round	Pick	Player	From
1	2	Sylvia Fowles	LSU
2	19	Quianna Chaney	LSU
3	33	Angela Tisdale	Baylor

2009 WNBA Draft

Round	Pick	Player	From
1	3	Krisiti Toliver	Maryland
2	16	Danielle Grant	Texas A&M
3	29	Jennifer Risper	Vanderbilt

2017 WNBA Draft

Round	Pick	Player	From
1	2	Alania Coates	South Carolina
1	9	Tori Jankoska	Michigan State
2	21	Chantel Osahor	Washington
3	33	Makayla Epps	Kentucky

2010 WNBA Draft

Round	Pick	Player	From
1	4	Epiphanny Prince	Rutgers
2	DNA	DNA	
3	28	Abi Olajuwon	Oklahoma

2011 WNBA Draft

Round	Pick	Player	From
1	3	Courtney Vandersloot	Gonzaga
2	15	Carolyn Sowrds	Boston College
2	17	Angie Bjorklund	Tennessee
3	27	Amy Jaeschke	Northwestern

2012 WNBA Draft

Round	Pick	Player	From
2	23	Shey Peddy	Temple
3	27	Sydney Carter	Texas A&M

2013 WNBA Draft

Round	Pick	Player	From
1	2	Elena Belle Donne	Delaware
3	28	Brooklyn Pope	Baylor

2014 WNBA Draft

Round	Pick	Player	From
1	10	Markeisha Gatling	NC State
2	22	Gennifer Brandon	UC Berkeley
3	34	Jamierra Faulkner	Southern Mississippi

2015 WNBA Draft

Round	Pick	Player	From
1	5	Cheyenne Parker	MTSU
2	17	Betnijah Laney	Rutgers
2	22	Aleighsa Welch	South Carolina

2016 WNBA Draft

Round	Pick	Player	From
1	10	Imani Boyette	Texas
3	34	Jordan Jones	Texas A&M

HONOR ROLL/ALL -TIME RECORDS

WNBA All-Star Team

2006

Candice Dupree (Injury Replacement)

2007

Candice Dupree (Reserve)

2009

Candice Dupree (Starter)
Sylvia Fowles (Starter)
Jia Perkins (Reserve)

2011

Sylvia Fowles (Reserve)
Epiphanny Prince (Reserve)
Courtney Vandersloot (Reserve)

2013

Elena Delle Donne (Starter)
Epiphanny Prince (Starter)
Sylvia Fowles (Reserve)

2014

Elena Delle Donne (Starter)
Jessica Breland (Reserve)

WNBA All-Star Rookie Team

2006

Candice Dupree (Unanimous Choice)

2007

Armintie Price

2010

Epiphanny Prince

2011

Courtney Vandersloot

2013

Elena Delle Donne

WNBA Rookie of the Year

2007

Armintie Price

2013

Elena Delle Donne

WNBA All-Defensive Team

2008

Sylvia Fowles (Second Team)

2010

Sylvia Fowles (First Team)

2011

Sylvia Fowles (First Team)

2012

Sylvia Fowles (First Team)

2013

Sylvia Fowles (First Team)

WNBA Defensive Player of the Year

2011

Sylvia Fowles

2013

Sylvia Fowles

WNBA Sixth Woman of the Year

2014

Allie Quigley

Attendance

2006

Total: 57,647
Average/Game: 3,392

2007

Total: 63,061
Average/Game: 3,710

2008

Total: 62,146
Average/Game: 3,656

2009

Total: 66,845
Average/Game: 3,932

2010

Total: 72,959
Average/Game: 3,656

2011

Total: 94,116
Average/Game: 5,536

2012

Total: 94,746
Average/Game: 5,573

2013

Total: 112,746
Average/Game: 6,601

2014

Total: 113,640
Average/Game: 6,685

HONOR ROLL/ALL -TIME RECORDS

All-Time Records

Coach	Years	W-L	Percentage
Dave Cowens	2006	5-29	0.147
Bo Overton	2007	14-20	0.412
Steve Key	2008	12-22	0.353
Steve Key	2009	16-18	0.471
Steve Key	2010	14-20	0.412
Pokey Chatman	2011	14-20	0.412
Pokey Chatman	2012	14-20	0.412
Pokey Chatman	2013	24-10	0.706
Pokey Chatman	2014	15-19	0.441

Won-Lost By Year

Year	Overall	Home	Road	Conference Place
2006	5-29	3-14	2-15	7th
2007	14-20	6-11	8-9	6th
2008	12-22	8-9	4-13	5th
2009	16-18	12-5	4-13	4th*
2010	14-20	7-10	7-10	6th
2011	14-20	10-7	4-13	5th
2012	14-20	7-10	7-10	5th
2013	24-10	14-3	14-3	1st
2014	15-19	9-8	6-11	4th
Total	128-178	76-77	56-97	

Sky Record vs. Opponent

2014 Season Record	All-Time Record
vs. Atlanta (5-3)	vs. Atlanta (18-14)
vs. Connecticut (3-1)	vs. Connecticut (16-16)
vs. Indiana (4-4)	vs. Indiana (10-32)
vs. Los Angeles (1-1)	vs. Los Angeles (6-12)
vs. Minnesota (0-2)	vs. Minnesota (8-10)
vs. New York (4-0)	vs. New York (18-17)
vs. Phoenix (0-5)	vs. Phoenix (4-17)
vs. San Antonio (0-2)	vs. San Antonio (8-10)
vs. Seattle (0-2)	vs. Seattle (6-12)
vs. Tulsa (0-2)	vs. Tulsa (8-17)
vs. Washington (2-2)	vs. Washington (19-15)

ALL-TIME LEADERS

Seasons:

1. Sylvia Fowles (2008-14)	7
2. Tamera Young (2009- present)	6
3. Dominique Canty (2007-11)	5
4. Jia Perkins (2006-10)	5
5. Epiphanny Prince (2010-14)	5

Games:

1. Sylvia Fowles (2008-14)	186
2. Tamera Young (2009-present)	175
3. Jia Perkins (2006-10)	165
4. Epiphanny Prince (2010-14)	151
5. Dominique Canty (2007-11)	148

Minutes:

1. Sylvia Fowles (2008-14)	5755
2. Jia Perkins (2006-10)	4553
3. Candice Dupree (2006-09)	4422
4. Epiphanny Prince (2010-14)	4217
5. Tamera Young (2009-present)	3853

Points:

1. Sylvia Fowles (2008-14)	2927
2. Epiphanny Prince (2010-14)	2125
3. Candice Dupree (2006-09)	2100
4. Jia Perkins (2006-10)	2058
5. Tamera Young (2009-present)	1212

Rebounds:

1. Sylvia Fowles (2008-14)	1832
2. Candice Dupree (2006-09)	980
3. Tamera Young (2009-present)	671
4. Jia Perkins (2006-10)	568
5. Epiphanny Prince (2010-14)	391

Assists:

1. Courtney Vandersloot (2011- present)	569
2. Dominique Canty (2007-11)	507
3. Epiphanny Prince (2010-14)	467
4. Jia Perkins (2006-10)	451
5. Candice Dupree (2006-09)	259

Steals:

1. Jia Perkins (2006-10)	286
2. Epiphanny Prince (2010-14)	281
3. Sylvia Fowles (2008-14)	210
4. Tamera Young (2009-present)	154
5. Candice Dupree (2006-09)	143

Career Scoring Average:

1. Elena Delle Donne (2013-present)	18.02
2. Sylvia Fowles (2008-14)	15.74
3. Candice Dupree (2006-09)	15.56

4. Epiphanny Prince (2010-14)	14.07
5. Jia Perkins (2006-10)	12.47

Career Rebounding Average:

1. Sylvia Fowles (2008-14)	9.85
2. Candice Dupree (2006-09)	7.26
3. Tamera Young (2009- present)	3.83
4. Jia Perkins (2006-10)	3.44
5. Epiphanny Prince (2010-14)	2.59

Career Assist Average:

1. Courtney Vandersloot (2011-present)	4.78
2. Dominique Canty (2007-11)	3.43
3. Epiphanny Prince (2010-14)	3.09
4. Jia Perkins (2006-10)	2.73
5. Candice Dupree (2006-09)	1.92

Career Steals Average:

1. Jia Perkins (2006-10)	1.73
2. Epiphanny Prince (2010-14)	1.86
3. Sylvia Fowles (2008-14)	1.13
4. Tamera Young (2009-present)	0.88
5. Candice Dupree (2006-09)	1.06

Points in a Single Game:

1. Jia Perkins (2007)	39
2. Sylvia Fowles (2010)	35
3. Sylvia Fowles (2011)	34
4. Epiphanny Prince (2012)	33
5. Elena Delle Donne (2014)	33

Rebounds in a Single Game:

1. Sylvia Fowles (2013)	22
2. Sylvia Fowles (2013)	21
3. Sylvia Fowles (2012)	21
4. Sylvia Fowles (2010)	21
5. Candice Dupree (2007)	20

LEADERS BY YEAR

Games Played

Candice Dupree	2006	34
Stacey Lovelace	2006	34
Armintie Price	2007	34
Brooke Wyckoff	2007	34
Candice Dupree	2007	34
6 Players	2008	34
5 Players	2009	34
7 Players	2010	34
5 Players	2011	34
2 Players	2012	34
3 Players	2013	34
3 Players	2014	34

Minutes

Candice Dupree	2006	1,032
Candice Dupree	2007	1,078
Candice Dupree	2008	1,119
Candice Dupree	2009	1,186
Sylvia Fowles	2010	1,087
Sylvia Fowles	2011	1,175
Swin Cash	2012	1,019
Sylvia Fowles	2013	1,001
Tamera Young	2014	937

Field Goals Made

Candice Dupree	2006	186
Candice Dupree	2007	210
Jia Perkins	2008	214
Candice Dupree	2009	204
Sylvia Fowles	2010	228
Sylvia Fowles	2011	263
2 Players	2012	157
Sylvia Fowles	2013	198
Allie Quigley	2014	144

Field Goal Attempts

Candice Dupree	2006	407
Candice Dupree	2007	471
Jia Perkins	2008	448
Candice Dupree	2009	476
Sylvia Fowles	2010	392
Sylvia Fowles	2011	445
Epiphanny Prince	2012	355
Elena Delle Donne	2013	404
Allie Quigley	2014	324

3PT Field Goals Made

Amanda Lassiter	2006	49
Stacey Dales	2007	68
Jia Perkins	2008	45
Kristi Toliver	2009	40
Erin Thorn	2010	42
Epiphanny Prince	2011	50
Epiphanny Prince	2012	59
Epiphanny Prince	2013	61
Allie Quigley	2014	41

3PT Field Goals Attempted

Amanda Lassiter	2006	194
Stacey Dales	2007	201
Jia Perkins	2008	124
Erin Thorn	2009	92
Jia Perkins	2010	109
Epiphanny Prince	2011	134
Epiphanny Prince	2012	145
Epiphanny Prince	2013	154
Allie Quigley	2014	106

Free Throws Made

Candice Dupree	2006	95
Candice Dupree	2007	124
Candice Dupree	2008	138
Jia Perkins	2009	104
Sylvia Fowles	2010	149
Sylvia Fowles	2011	154
Epiphanny Prince	2012	98
Elena Delle Donne	2013	157
Epiphanny Prince	2014	113

Free Throws Attempted

Candice Dupree	2006	122
Candice Dupree	2007	160
Candice Dupree	2008	177
Candice Dupree	2009	130
Sylvia Fowles	2010	196
Sylvia Fowles	2011	201
Sylvia Fowles	2012	133
Sylvia Fowles	2013	181
Epiphanny Prince	2014	129

Offensive Rebounds

Bernadette Ngoyisa	2006	65
Candice Dupree	2007	79
Chasity Melvin	2008	85
Candice Dupree	2009	67
Sylvia Fowles	2010	74
Sylvia Fowles	2011	100
Sylvia Fowles	2012	94
Sylvia Fowles	2013	117
Jessica Breland	2014	63

Defensive Rebounds

Candice Dupree	2006	133
Candice Dupree	2007	175
Candice Dupree	2008	193
Candice Dupree	2009	193
Sylvia Fowles	2010	264
Sylvia Fowles	2011	267
Sylvia Fowles	2012	166
Sylvia Fowles	2013	252
Sylvia Fowles	2014	158

Total Rebounds

Candice Dupree	2006	188
Candice Dupree	2007	254
Candice Dupree	2008	270
Candice Dupree	2009	268
Sylvia Fowles	2010	338
Sylvia Fowles	2011	347
Sylvia Fowles	2012	260
Sylvia Fowles	2013	369
Jessica Breland	2014	219

LEADERS BY YEAR

Assists			Personal Fouls			Field Goal %		
Jia Perkins	2006	97	Bernadette Ngoyisa	2006	89	Bernadette Ngoyisa	2006	52.80%
Dominique Canty	2007	123	Amanda Lassiter	2006	89	Chasity Melvin	2007	46.80%
Dominique Canty	2008	115	Chasity Melvin	2007	88	Sylvia Fowles	2008	51.30%
Dominique Canty	2009	109	Candice Dupree	2008	98	Sylvia Fowles	2009	59.90%
Dominique Canty	2010	115	Dominique Canty	2009	96	Sylvia Fowles	2010	58.20%
Courtney Vandersloot	2011	127	Dominique Canty	2010	89	Sylvia Fowles	2011	59.10%
Courtney Vandersloot	2012	157	Tamera Young	2011	98	Sylvia Fowles	2012	63.80%
Courtney Vandersloot	2013	184	Tamera Young	2012	90	Sylvia Fowles	2013	58.60%
Jamierra Faulkner	2014	120	Swin Cash	2013	101	Sylvia Fowles	2014	54.60%
			Tamera Young	2014	88			

ALL-TIME TRANSACTIONS

2005

Selected the following players in Expansion Draft on November 16:

- Jia Perkins from Charlotte Sting
- Brooke Wyckoff from Connecticut Sun
- Elaine Powell from Detroit Shock
- Keisha Brown from Houston Comets
- Deanna Jackson from Indiana Fever
- Laura Macchi from Los Angeles Sparks
- Stacey Lovelace from Minnesota Lynx
- DeTrina White from New York Liberty
- Ashley Robinson from Phoenix Mercury
- Bernadette Ngoyisa from San Antonio Silver Stars
- Chelsea Newton from Sacramento Monarchs
- Francesca Zara from Seattle Storm
- Stacey Dales from Washington Mystics

2006

February 14: Signed Bernadette Ngoyisa and Deanna Jackson

April 13: Signed Mfon Udoka

April 18: Signed Missy Traversi

April 19: Signed Steffanie Blackmon

April 21: Signed Stacey Dales, Nikki McCray and Amanda Lassiter

April 28: Waived DeTrina White and Missy Traversi

April 30: Waived Steffanie Blackmon and Mfon Udoka

May 1: Signed Holly Tyler and Julie McBride

May 16: Waived Kerri Gardin and Jennifer Harris

May 18: Waived Rita Williams

June 29: Traded Ashley Robinson to Seattle for Cisti Greenwalt and Seattle's 2007 2nd Round Draft Pick

June 29: Waived Cisti Greenwalt

July 5: Signed Coretta Brown and Katie Cronin

July 23: Waived Elaine Powell

2007

January 8: Selected Monique Curry in the Charlotte Sting player dispersal draft

February 12: Signed free agent Dominique Canty

March 8: Signed restricted free agent Kayte Christensen

March 23: Traded Chelsea Newton and the 21st pick in the 2007 draft to the Sacramento Monarchs for the 10th pick in the 2007 draft

April 11: Re-signed Amanda Lassiter

May 1: Waived Elisha Turek

May 7: Waived Cisti Greenwalt, Christina Quaye and Chelsi Welch

May 8: Signed Cathy Joens

May 14: Waived Dionnah Jackson

May 18: Waived Deanna Jackson, Amanda Lassiter and Jenna Rubino

May 24: Waived Cathy Joens

Trade Monique Curry to Washington Mystics for Chasity Melvin

July 5: Signed Cathy Joens

2008

February 6: Carla Thomas (F) selected by Atlanta Dream in Expansion Draft

February 28: Re-signed Jia Perkins (G)

April 4: Signed Carrie Moore (G)

April 5: Stacey Dales (F) retired

April 9: Selected the following players in the 2008 WNBA Draft:

- Sylvia Fowles (C), 2nd overall
- Quianna Chaney (G), 19th overall
- Angela Tisdale (G), 33rd overall

April 16: Signed Amanda Jackson (G), Nina Stone (G)

April 18: Signed Brooke Queenan (F)

August 14: Waived Brooke Queenan (F), signed Leah Rush (F)

December 8: Selected Mistie Bass (F) in the Houston Dispersal Draft.

2009

January 7: Signed free agent Erin Thorn (G).

January 9: Re-signed free agent K.B. Sharp (G).

January 12: Signed free agent Shyra Ely (F).

April 9: Selected the following players in the 2009 WNBA Draft:

- Kristi Toliver (G), 3rd Overall
- Danielle Gant (G/F), 16th overall
- Jennifer Risper (G), 29th overall

April 28: The Sky signed free agent Chen Nan (C).

May 25: Waived Quianna Chaney and Danielle Gant

May 29: Waived Liz Moggenberg

May 31: Waived Jennifer Risper

June 4: Waived Mistie Bass

August 21: Signed Mistie Bass and waived Chen Nan

September 1: Signed Katie Mattera and waived Brooke Wyckoff

September 11: Signed Jia Perkins to multi-year extension

December 14: Selected Courtney Paris in Sacramento Monarchs player dispersal draft

2010

February 2: Re-signed free agent Dominique Canty

March 30: In a three-team trade, Phoenix sends Cappie Pondexter and Kelly Mazzante to New York, New York sends Shameka Christon and Cathrine Kraayeveld to Chicago, and Chicago sends Candice Dupree to Phoenix and a second round pick in the 2010 WNBA Draft (16th overall) to New York.

April 20: Released Katie Mattera

April 25: Signed Larrissa Williams, Kristi Cirone, Sami Whitcomb and Sandora Irvin

May 2: Waived Kristi Cirone and Shyra Ely

May 9: Waived Sami Whitcomb and Larrissa Williams

May 11: Suspended KB Sharp for the 2010 season

May 12: Waived Courtney Paris

May 13: Traded Kristi Toliver to the Los Angeles Sparks for L.A.'s second round pick in the 2011 Draft

July 1: Waived Abi Olajuwon

July 7: Signed Christi Thomas

July 22: Waived Sandora Irvin

July 23: Signed Shay Murphy

2011

April 8: Signed Jolene Anderson

May 27: Sky waived Jolene Anderson and Amy Jaeschke

June 1: Linda Frohlich was waived

June 2: Sameka Christon was waived

July 22: Angie Bjorlund was waived

July 25: Sky signed Eshaya Murphy

2012

January 2: Sky acquires Swin Cash and Le'Coe Willingham from Seattle Storm in exchange for No.2 overall pick

February 6: Ruth Riley signed as a free agent

February 7: Sky re-signed Shay Murphy

February 21: Sky re-signed Tamara Young

February 22: Ticha Penicheiro signed as free agent

February 28: Felicia Chester-Wootton signed as free agent

March 14: Sky acquired Sonja Petrovic in a trade for a 2013 second round draft pick from San Antonio

April 16: Sky re-signed Sylvia Fowles

April 16: Shey Peddy drafted as 23rd overall pick in WNBA Draft

April 16: Sydney Carter drafted as 27th overall pick in WNBA Draft

April 25: Lykendra Johnson signed as a free agent

May 3: Lykendra Johnson was waived

May 11: Lindsay Wisdom-Hylton was waived

May 14: Shey Peddy was waived

May 14: Sydney Carter was waived

May 16: Felicia Chester-Wootton was waived

June 19: Sydney Carter signed to Sky

June 26: Sky waives Sydney Carter

September 25: Ticha Penicheiro Retires on Sky Fan Appreciation Night

2013

February 12: Chatman Signed to Multi-Year Contract Extension

February 18: Sky sign Sharnee Zoll-Norman as free agent

March 4: Sky sign Allie Quigley as free agent

March 18: Sky resigned Tamera Young

March 27: Sky signed Michelle Campbell as free agent

March 29: Sky signed D'Andra Moss as free agent

April 15: Elena Delle Donne drafted as 2nd overall pick in WNBA Draft

April 15: Brooklyn Pope drafted 28th overall in WNBA Draft

April 30: Wayne "Tree" Rollins signed as Sky assistant coach

April 29: Sky signed Britney Jones as free agent

May 16: Britney Jones was waived

May 16: Brooklyn Pope was waived

May 16: D'Andra Moss was waived

May 18: Sonja Petrovic was waived

May 23: Ruth Riley was waived

June 3: Sky suspended Epiphanny Prince

June 20: Sky reinstated Epiphanny Prince

August 3: Sky signed Avery Warley as free agent

September 1: Avery Warley was waived

September 11: Sharnee Zoll-Norman was waived

September 11: Sky signed Avery Warley

2014

March 24: Sky re-signed Avery Warley

March 24: Sky re-signed Allie Quigley

March 27: Sky signed Jessica Breland as free agent

April 9: Sky signed Sequoia Holmes as free agent

April 9: Sky signed Sasha Goodlett as free agent

April 10: Carolyn Swords was waived

April 14: Markeisha Gatling selected as 10th overall pick in WNBA Draft

April 14: Gennifer Brandon selected as 22nd overall pick in WNBA Draft

April 14: Jamierra Faulkner selected as 34th overall pick in WNBA Draft

April 21: Sky signed Yvonne Turner as free agent

April 21: Sky signed Aaryn Ellenberg as free agent

April 25: Sky signed Destiny Williams as free agent

April 25: Sky signed Zhaque Gray as free agent

May 2: Zhaque Gray was waived

May 7: Sky acquired Courtney Clements and

2015 2nd round draft pick in exchange for Swin Cash and Chicago's own 2015 3rd round pick

May 7: Yvonne Turner was waived

May 12: Avery Warley was waived

May 14: Sequoia Holmes was waived

May 14: Destiny Williams was waived

May 22: Aaryn Ellenberg was waived

2015

February 10: Sky resigned Courtney Vandersloot

February 11: Sky resigned Tamera Young

February 16: Sky acquired Cappie Pondexter in exchange for Epiphanny Prince

February 19: Sky resigned Jessica Breland

February 23: Sky resigned Allie Quigley

March 5: Sky signed Clarissa dos Santos as free agent

March 5: Sky signed Jacki Gemelos as free agent

April 1: Gennifer Brandon was waived

April 16: Aleighsa Welch selected as 22nd overall pick in the WNBA Draft

April 16: Betnijah Laney selected as 17th overall pick in the WNBA Draft

April 16: Cheyenne Parker selected as 5th overall pick in the WNBA Draft

May 5: Sky signed Victoria Macaulay as free agent

May 20: Sky waived Aleighsa Welch

May 30: Sky waived Courtney Clements

June 3: Sky waived Markeisha Gatling

June 4: Sky waived Jacki Gemelos

June 9: Sky temporarily suspended Allie Quigley

2016 SEASON



2016 CHICAGO SKY SEASON

Back Row (from left): Clarissa dos Santos, Tamera Young, Erika de Souza, Imani Boyette, Elena Delle Donne, XXX Jessica Breland

Front Row (from left): Jamierra Faulkner, Courtney Vandersloot, Betnijah Laney, Allie Quigley, Cappie Pondexter

2016 Regular Season Stats

PLAYER	G	GS	MIN	FG%	3P%	FT%	OFF	DEF
Elena Delle Donne	28	28	33.1	0.485	0.426	0.935	1.7	5.3
Cappie Pondexter	33	29	27.4	0.429	0.362	0.882	0.4	2.5
Allie Quigley	34	0	17.8	0.471	0.366	0.895	0.1	0.7
Courtney Vandersloot	30	21	24.3	0.419	0.351	0.904	0.4	2.2
Tamera Young	32	20	25.8	0.450	0.000	0.790	1.4	3.2
Jamierra Faulkner	34	14	19.3	0.425	0.333	0.769	0.3	1.2
Imani Boyette	31	16	18.9	0.554	0.000	0.660	1.7	3.9
Jessica Breland	34	15	17.2	0.494	0.000	0.795	1.3	3.1
Erika de Souza	31	18	16.6	0.517	0.000	0.750	2.0	3.2
Cheyenne Parker	25	17	12.6	0.506	0.000	0.531	1.4	1.8
Clarissa Dos Santos	20	0	9.4	0.339	0.000	0.850	1.0	1.3
Betnijah Laney	8	1	5.3	0.167	0.000	1.000	0.1	0.5
SKY	34	-	1,375	0.462	0.368	0.831	10.2	25.5
OPPONENTS	34	-	1,375	0.436	0.350	0.801	8.9	24.0

2016 SEASON

2016 Game by Game Results

DATE	OPPONENT	RESULT	RECORD	HIGH SCORER	HIGH REBOUNDER	HIGH ASSISTS	OPP. HIGH SCORER	ATT.
5/14	CONN	W, 93-70	1-0	Vandersloot, 14	Breland, 9	Vandersloot, 7	Bentley, 14	6,719
5/18	MIN	L, 97-80	1-1	Delle Donne, 28	Two with 6	Vandersloot, 11	Fowles, 24	5,034
5/22	@ATL	L, 87-81	1-2	Pondexter, 17	Breland, 10	Pondexter, 5	McCoughtry, 21	6,152
5/24	LA	L, 93-80	1-3	Faulkner, 17	Two with 9	Faulkner, 10	Parker, 26	5,554
5/27	@SA	L, 79-78	1-4	Delle Donne, 27	Two with 9	Faulkner, 11	Peters, 16	5,210
5/29	@DAL	W, 92-87	2-4	Pondexter, 18	Boyette, 8	Faulkner, 9	Sims, 23	5,297
6/1	@WSH	W, 86-78	3-4	Delle Donne, 18	Delle Donne, 9	Vandersloot, 8	Dolson, 14	5,649
6/3	WSH	W, 98-72	4-4	Delle Donne, 18	de Souza, 7	Faulkner, 9	Meesseman, 13	5,489
6/10	@IND	W, 73-64	5-4	Boyette, 16	Boyette, 12	Vandersloot, 6	January, 17	7,533
6/12	@PHX	L, 86-80	5-5	Delle Donne, 18	de Souza, 7	Two with 3	Taurasi, 31	9,055
6/14	@LA	L, 98-85	5-6	Pondexter, 20	de Souza, 12	Pondexter, 5	Ogwumike, 27	7,348
6/17	@ATL	L, 101-97	5-7	Delle Donne, 26	de Souza, 8	Three with 5	McCoughtry, 22	4,560
6/21	SA	W, 81-75	6-7	Delle Donne, 23	Young, 9	Three with 3	Jefferson, 20	5,744
6/24	@NY	L, 80-79	6-8	Delle Donne, 31	Delle Donne, 8	Vandersloot, 5	Charles, 21	10,120
6/29	IND	L, 95-83	6-9	Delle Donne, 21	Delle Donne, 6	Pondexter, 6	Catchings, 26	11,892
7/1	WSH	W, 86-84	7-9	Delle Donne, 28	Delle Donne, 11	Vandersloot, 5	Hill, 25	5,320
7/5	@MIN	L, 87-82	7-10	Delle Donne, 38	Delle Donne, 10	Faulkner, 7	Moore, 33	7,433
7/8	NY	L, 88-85	7-11	Quigley, 29	Delle Donne, 7	Faulkner, 5	Charles, 29	5,633
7/10	PHX	W, 100-95	8-11	Quigley, 21	Boyette, 13	Two with 7	Taurasi, 26	7,021
7/13	LA	L, 77-67	8-12	Delle Donne, 15	Boyette, 7	Two with 5	Ogumike, 20	16,444
7/15	DAL	W, 84-77	9-12	Delle Donne, 24	Boyette, 8	Faulkner, 6	Pierson, 20	6,012
7/17	@SEA	W, 91-88	10-12	Delle Donne, 35	Delle Donne, 11	Faulkner, 4	Bird, 24	5,318
7/19	@PHX	W, 79-77	11-12	Delle Donne, 18	Boyette, 10	Vandersloot, 3	Bonner, 20	9,318
7/22	CONN	L, 94-89	11-13	Delle Donne, 20	Breland, 8	Vandersloot, 6	Bentley, 21	6,893
8/26	ATL	W, 90-82	12-13	Delle Donne, 34	Boyette, 9	Two with 5	McCoughtry, 22	6,016
8/28	@DAL	W, 92-85	13-13	Delle Donne, 18	Delle Donne, 9	Vandersloot, 9	Sims, 22	5,651
9/2	SEA	W, 92-88	14-13	Young, 24	Breland, 10	Pondexter, 5	Loyd, 23	5,997
9/4	SA	W, 97-73	15-13	Delle Donne, 35	Boyette, 7	Vandersloot, 6	Currie, 20	6,034
9/7	@WSH	L, 118-81	15-14	Vandersloot, 17	Boyette, 7	Vandersloot, 8	Hill, 21	5,373
9/9	@IND	L, 95-88	15-15	Pondexter, 22	Breland, 9	Vandersloot, 4	January, 20	10,533
9/11	@CONN	W, 96-86	16-15	Pondexter, 24	Breland, 10	Pondexter, 5	Thomas, 21	6,620
9/13	MIN	W, 98-97	17-15	Pondexter, 24	de Souza, 11	Pondexter, 4	Moore, 27	6,050
9/16	NY	W, 92-68	18-15	Quigley, 18	Young, 9	Faulkner, 11	Two with 15	7,295
9/18	@SEA	L, 88-75	18-16	Two with 14	Two with 6	Faulkner, 7	Stewart, 18	12,186
9/25	ATL	W, 108-98	19-16 (1-0)	Vandersloot, 21	Breland, 16	Vandersloot, 13	Hayes, 30	3,922
9/28	@LA	L, 95-75	19-17 (1-1)	Faulkner, 13	Breland, 7	Vandersloot, 5	Parker, 30	3,894
9/30	@LA	L, 99-84	19-18 (1-2)	Faulkner, 14	Breland, 9	Quigley, 5	Two with 20	7,855
10/2	LA	W, 70-66	20-18 (2-2)	Vandersloot, 17	Boyette, 11	Two with 5	Ogwumike, 22	5,018
10/4	LA	L, 95-75	20-19 (2-3)	Pondexter, 19	Boyette, 10	Young, 6	Parker, 29	3,841

2015 SEASON



2015 CHICAGO SKY SEASON

Back Row (from left): Pokey Chatman, Christie Sides, Jonah Herscu, Jacki Gemelos, Jessica Breland, Elena Delle Donne, Erika de Souza, Cheyenne Parker, Clarissa dos Santos, Ann Crosby, Heidi Wlezien

Front Row (from left): Jamierra Faulkner, Courtney Vandersloot, Cappie Pondexter, Tamera Young, Allie Quigley, Betnijah Laney

2015 Regular Season Stats

PLAYER	G	GS	MIN	FG%	3P%	FT%	OFF	DEF
Elena Delle Donne	16	16	34.0	0.493	0.220	0.957	2.6	7.4
Cappie Pondexter	16	16	30.6	0.467	0.409	0.846	0.3	3.2
Courtney Vandersloot	16	16	29.9	0.486	0.439	0.939	0.4	2.9
Allie Quigley	14	6	23.4	0.441	0.295	0.714	0.4	1.5
Jessica Breland	16	13	21.0	0.482	0.000	0.800	1.8	3.7
Clarissa Dos Santos	15	4	15.7	0.532	0.000	0.737	1.7	3.1
Tamera Young	4	3	19.3	0.333	0.000	0.875	1.0	2.3
Betnijah Laney	15	1	16.1	0.373	0.000	0.733	0.7	1.9
Jamierra Faulkner	16	0	9.3	0.393	0.154	0.800	0.1	0.8
Cheyenne Parker	14	0	7.6	0.400	0.000	0.231	0.6	0.9
Jacki Gemelos	8	0	5.4	0.300	0.200	0.000	0.1	0.4

SKY	16	-	40.6	0.463	0.310	0.852	9.5	26.8
OPPONENTS	16	-	40.6	0.423	0.371	0.751	9.5	24.4

2015 SEASON

2015 Game by Game Results

DATE	OPPONENT	RESULT	RECORD	HIGH SCORER	HIGH REBOUNDER	HIGH ASSISTS	OPP. HIGH SCORER	ATT.
6/5	IND	W, 95-72	1-0	Delle Donne, 31	Breland, 13	Quigley, 5	Coleman, 18	8,123
6/6	@TUL	L, 101-93	1-1	Delle Donne, 40	Delle Donne, 9	Vandersloot, 6	Sims, 23	7,256
6/11	@CONN	L, 67-65	1-2	Delle Donne, 27	Two with 8	Vandersloot, 4	Bentley, 16	4,523
6/14	@IND	W, 98-72	2-2	Delle Donne, 24	Delle Donne, 9	Two with 4	Coleman, 16	6,433
6/19	@ATL	L, 74-73	2-3	Delle Donne, 26	Two with 10	Delle Donne, 3	McCoughtry, 18	5,166
6/20	@SA	W, 95-87	3-3	Delle Donne 28	Delle Donne, 13	Vandersloot, 8	Robinson, 17	4,026
6/24	ATL	W, 100-96	4-3	Delle Donne, 45	Delle Donne, 11	Vandersloot, 5	McCoughtry, 34	9,893
6/26	@IND	W, 83-77	5-3	Pondexter, 23	Delle Donne, 14	Vandersloot, 7	Coleman, 16	6,889
6/28	@WSH	L, 86-71	5-4	Delle Donne, 26	Delle Donne, 7	Vandersloot, 4	Meesseman, 20	7,400
6/30	NY	L, 89-81	5-5	Delle Donne, 26	Delle Donne, 13	Vandersloot, 10	Charles, 26	5,048
7/2	@CONN	W, 77-74	6-5	Quigley, 19	Delle Donne, 10	Pondexter, 4	Bentley, 25	5,607
7/10	MIN	W, 90-83	7-5	Two with 24	Two with 10	Faulkner 6	Moore, 29	6,709
7/12	CONN	W, 96-76	8-5	Pondexter, 29	Delle Donne, 8	Pondexter, 7	Bone, 18	5,051
7/15	WSH	W, 85-57	9-5	Quigley, 15	Delle Donne, 10	Faulkner, 5	Dolson, 15	16,304
7/17	@MIN	L, 84-66	9-6	Breland, 17	Dos Santos, 13	Vandersloot, 5	Moore, 29	9,033
7/19	SA	W, 93-82	10-6	Delle Donne, 29	Delle Donne, 13	Vandersloot, 8	Adams, 20	5,011
7/21	ATL	W, 97-92	11-6	Delle Donne, 27	Delle Donne, 8	Vandersloot, 4	Ajavon, 21	5,967
7/28	@PHO	L, 89-87	11-7	Delle Donne, 32	Dos Santos, 8	Vandersloot, 6	Bonner, 34	10,707
7/31	LA	L, 88-77	11-8	Delle Donne, 21	Breland, 7	Vandersloot, 13	Parker, 31	7,014
8/2	WSH	W, 71-68	12-8	Delle Donne, 22	de Souza, 10	Vandersloot, 10	Latta, 19	4,141
8/4	IND	W, 106-82	13-8	Delle Donne, 19	Four with 6	Vandersloot, 7	Lucas, 14	4,979
8/7	NY	L, 77-63	13-9	Delle Donne, 17	Delle Donne, 6	Two with 2	Prince, 30	5,992
8/9	PHO	W, 74-64	14-9	Delle Donne, 33	Breland, 13	Vandersloot, 7	Griner, 21	7,181
8/11	@NY	L, 84-63	14-10	Pondexter, 23	Breland, 7	Vandersloot, 9	Prince, 22	9,987
8/14	@SEA	W, 94-84	15-10	Two with 21	Breland, 11	Vandersloot, 8	Gatling, 16	5,684
8/16	@LA	L, 76-64	15-11	Delle Donne, 23	Two with 8	Vandersloot, 4	Parker, 21	9,053
8/21	WSH	W, 87-85	16-11	Delle Donne, 22	Three with 8	Vandersloot, 10	Meesseman, 20	5,861
8/23	@WSH	W, 66-64	17-11	Delle Donne, 18	Delle Donne, 10	Two with 2	Lawson, 19	7,400
8/29	@ATL	W, 98-96	18-11	Pondexter, 22	de Souza, 7	Vandersloot, 7	McCoughtry, 33	6,872
8/30	CONN	L, 72-68	18-12	Vandersloot, 18	Breland, 7	Vandersloot, 5	Bone, 25	5,969
9/3	@NY	W, 82-60	19-12	Vandersloot, 21	Two with 8	Vandersloot, 5	Charles, 17	8,496
9/6	SEA	W, 93-65	20-12	Quigley, 17	de Souza, 8	Two with 6	Loyd, 21	6,205
9/11	TUL	W, 92-71	21-12	Delle Donne, 21	Two with 5	Vandersloot, 9	Baugh, 22	7,753
9/13	@CONN	L, 86-75	21-13	Delle Donne, 28	de Souza, 9	Young, 4	Bone, 31	8,049
9/17	IND	W, 77-72	22-13 (1-0)	Quigley, 22	Delle Donne, 11	Two with 5	Catchings, 21	4,098
9/19	@IND	L, 89-82	22-14 (1-1)	Vandersloot, 19	de Souza, 8	Vandersloot, 6	Catchings, 22	7,124
9/21	IND	L, 100-89	22-15 (1-2)	Delle Donne, 40	Breland, 8	Vandersloot, 14	Catchings, 27	2,882

2014 SEASON



2014 CHICAGO SKY SEASON

Back Row (from left): Jessica Breland, Gennifer Brandon, Elena Delle Donne, Sylvia Fowles, Sasha Goodlett, Markeisha Gatling, Tamera Young

Front Row (from left): Courtney Vandersloot, Epiphanny Prince, Allie Quigley, Courtney Clements, Jamierra Faulkner

2014 Regular Season Stats

PLAYER	G	GS	MIN	FG%	3P%	FT%	OFF	DEF	RPG	APG	SPG	BPG
Elena Delle Donne	16	9	25.3	0.43	0.364	0.933	1.4	2.6	4.0	1.1	0.6	1.5
Epiphanny Prince	26	24	32.2	0.39	0.327	0.876	0.7	2.3	3.0	3.8	1.9	0.4
Sylvia Fowles	20	18	29.5	0.55	0.000	0.783	2.3	7.9	10.2	0.6	1.4	2.1
Allie Quigley	34	1	24.5	0.44	0.387	0.879	0.4	1.8	2.2	1.9	0.7	0.2
Jessica Breland	32	32	26.3	0.46	0.000	0.759	1.9	4.9	6.8	1.9	0.9	1.8
Jamierra Faulkner	34	18	20.5	0.36	0.265	0.838	0.4	1.6	2.0	3.5	1.0	0.2
Courtney Vandersloot	17	16	26.3	0.40	0.375	0.833	0.5	1.8	2.3	6.0	1.2	0.5
Tamera Young	34	33	27.3	0.44	0.000	0.556	1.1	4.0	5.1	1.2	0.7	0.1
Markeisha Gatling	29	1	11.0	0.65	0.000	0.727	0.8	1.6	2.4	0.0	0.1	0.4
Sasha Goodlett	34	15	12.6	0.44	0.000	0.722	0.8	1.6	2.4	0.3	0.3	0.5
Courtney Clements	33	1	11.2	0.36	0.174	1.000	0.4		1.7	0.7	0.4	0.1
Gennifer Brandon	16	2	7.4	0.33	0.000	0.462	0.7	1.9	2.6	0.2	0.2	0.4
SKY	34	-	202.2	0.43	0.332	0.810	8.6	25.6	41.9	16.4	7.2	5.9
OPPONENTS	34	-	202.2	0.42	0.315	0.763	11.2	24.7	44.1	18.0	7.9	5.0

2014 SEASON

2014 Game by Game Results

DATE	OPPONENT	RESULT	RECORD	HIGH SCORER	HIGH REBOUNDER	HIGH ASSISTS	OPP. HIGH SCORER	ATT.
5/16	IND	W, 74-71	1-0	Delle Donne, 23	Goodlett, 10	Vandersloot, 5	Howard, 16	6,721
5/17	@NY	W, 79-85	2-0	Delle Donne, 23	Breland, 11	Vandersloot, 8	Charles, 15	9,131
5/21	CONN	W, 78-68	3-0	Delle Donne, 21	Breland, 15	Vandersloot, 7	Ogwumike, 18	4,951
5/24	ATL	W, 87-73	4-0	Delle Donne, 27	Breland, 7	Vandersloot, 11	De Souza, 18	4,136
5/26	MINN	L, 75-72	4-1	Two with 16	Breland, 16	Vandersloot, 10	Whalen, 22	6,058
5/30	CONN	W, 101-82	5-1	Delle Donne 28	Breland, 10	Vandersloot, 13	Bone, 20	5,693
6/6	LA	L, 102-88	5-2	Delle Donne, 33	Delle Donne, 14	Two with 4	Two with 18	6,681
6/7	@ATL	L, 97-59	5-3	Quigley, 11	Young, 6	Vandersloot, 7	Two with 20	5,458
6/10	SEA	L, 80-76	5-4	Prince, 18	Gatling, 10	Prince, 6	Wright, 17	3,958
6/13	@WASH	L, 79-68	5-5	Quigley, 18	Goodlett, 8	Vandersloot, 5	Meesseman, 16	7,198
6/18	NY	W, 105-100	6-5	Prince, 30	Young, 12	Vandersloot, 8	Pondexter, 29	6,716
6/20	IND	L, 83-75	6-6	Prince, 18	Young, 9	Two with 5	Christmas, 14	6,488
6/22	TUL	L, 105-99	6-7	Breland, 26	Breland, 10	Prince, 8	Diggins, 33	6,711
6/25	@CONN	L, 79-69	6-8	Fowles, 17	Fowles, 9	Vandersloot, 5	Thomas, 23	5,881
6/27	@NY	W, 73-69	7-8	Prince, 30	Young, 5	Prince, 5	Charles, 16	7,911
7/1	@LA	W, 90-83	8-8	Faulkner, 27	Breland, 11	Three with 4	Ogwumike, 26	7,201
7/2	@PHX	L, 87-69	8-9	Quigley, 16	Fowles, 7	Two with 4	Dupree, 26	7,845
7/5	@SEA	L, 80-73	8-10	Breland, 20	Fowles, 11	Faulkner, 5	Two with 19	6,387
7/9	WASH	L, 72-65	8-11	Fowles, 19	Fowles, 17	Faulkner, 6	Hartley, 16	16,402
7/11	PHX	L, 72-66	8-12	Fowles, 23	Fowles, 11	Faulkner, 8	Taurasi, 19	7,076
7/13	@ATL	L, 81-79	8-13	Quigley, 27	Fowles, 14	Faulkner, 8	McCoughtry, 33	4,118
7/17	@IND	L, 82-64	8-14	Quigley, 17	Fowles, 11	Breland 3	Catchings, 25	8,333
7/22	IND	W, 60-57	9-14	Fowles, 21	Fowles, 10	Faulkner, 6	Two with 11	5,891
7/25	@ATL	W, 79-75	10-14	Prince, 21	Fowles, 12	Prince, 7	Lyttle, 15	4,544
7/27	@TUL	L, 79-69	10-15	Two with 14	Two with 9	Four with 3	Sims, 24	5,540
7/29	@SA	L, 92-74	10-16	Prince, 23	Two with 5	Two with 4	McBride, 16	8,986
7/31	NY	W, 87-74	11-16	Two with 16	Fowles, 14	Prince, 7	Charles, 15	6,043
8/3	WASH	W, 76-65	12-16	Delle Donne, 21	Fowles, 11	Prince, 7	Meesseman, 17	6,107
8/5	@CONN	W, 82-66	13-16	Prince, 20	Fowles, 12	Prince, 6	Thomas, 15	5,343
8/7	@MINN	L, 74-64	13-17	Quigley, 20	Breland, 9	Faulkner, 6	Moore, 17	9,222
8/10	ATL	W, 80-69	14-17	Quigley, 17	Fowles, 15	Faulkner, 6	Lyttle, 16	6,021
8/13	@WASH	L, 72-69	14-18	Fowles, 21	Fowles, 16	Quigley, 6	Currie, 18	16,117
8/16	@IND	L, 71-67	14-19	Quigley, 17	Two with 7	Prince, 4	Catchings, 25	10,625
8/17	SA	L, 84-72	14-20	Clements, 17	Brandon, 10	Vandersloot, 4	Adams, 18	7,987

2013 SEASON



PLAYER	G	GS	MIN	FG%	3P%	FT%	OFF	DEF	RPG	APG	SPG	BPG
Elena Delle Donne	30	30	31.2	0.43	0.438	0.929	1.4	4.2	5.6	1.8	0.7	1.8
Sylvia Fowles	32	32	31.2	0.59	0.000	0.685	3.7	7.9	11.5	0.4	0.9	2.4
Epiphanny Prince	31	31	29.6	0.38	0.396	0.900	0.6	2.1	2.7	3.0	1.6	0.4
Swin Cash	34	34	28.2	0.42	0.270	0.853	1.3	4.3	5.6	2.2	0.9	0.6
Courtney Vandersloot	33	33	29.5	0.40	0.304	0.833	0.3	2.9	3.2	5.6	1.4	0.8
Tamera Young	33	8	18.0	0.43	0.000	0.605	1.3	2.5	3.8	0.6	0.5	0.2
Allie Quigley	34	0	9.2	0.32	0.315	0.889	0.2	0.5	0.7	0.6	0.4	0.1
Carolyn Swords	16	2	11.2	0.62	0.000	0.778	1.0	1.6	2.6	0.6	0.5	0.8
Shay Murphy	34	0	11.1	0.29	0.172	0.792	0.9	1.0	1.9	0.3	0.6	0.0
Michelle Campbell	31	0	7.4	0.31	0.000	0.733	0.7	0.8	1.5	0.2	0.2	0.2
Avery Warley-Talbert	14	0	8.0	0.44	0.000	1.000	1.0	1.1	2.1	0.1	0.2	0.4
Sharnee Zoll-Norman	19	0	9.4	0.21	0.000	0.625	0.0	0.7	0.7	1.7	0.2	0.0
SKY	34	-	200.7	0.42	0.336	0.814	10.6	26.6	46.1	15.2	7.2	6.6
OPPONENTS	34	-	200.7	0.40	0.351	0.771	9.0	24.2	42.0	15.7	6.7	4.7

2013 SEASON

2013 Game by Game Results

DATE	OPPONENT	RESULT	RECORD	HIGH SCORER	HIGH REBOUNDER	HIGH ASSISTS	OPP. HIGH SCORER	ATT.
5/27	@PHX	W, 102-10	1-0	Prince 26	Fowles 10	Prince 5	Taurasi 18	10,200
5/31	CONN	W, 86-75	2-0	Fowles 24	Fowles 22	Vandersloot 7	Hightower 20	6,607
6/2	TUL	W, 92-71	3-0	Prince 19	Fowles 13	Cash 5	Johnson 15	6,811
6/7	@SA	L, 81-69	3-1	Delle Donne 17	Fowles 13	Two with 3	Robinson 18	6,244
6/9	SA	W, 72-70	4-1	Delle Donne 23	Fowles 16	Vandersloot 5	Perkins 20	4,293
6/16	@ATL	L, 88-74	4-2	Delle Donne 25	Fowles 10	Vandersloot 7	McCoughtry 23	5,552
6/20	@TUL	L, 83-74	4-3	Fowles 17	Fowles 12	Vandersloot 5	Powell 18	4,161
6/22	@IND	W, 71-61	5-3	Prince 21	Cash 8	Vandersloot 4	Zellous	7,934
6/26	NY	W, 87-74	6-3	Delle Donne 26	Fowles 14	Delle Donne 6	Pondexter 21	8,911
6/29	LA	W, 94-82	7-3	Prince 21	Delle Donne 8	Vandersloot 4	Parker 23	6,885
7/2	SEA	L, 69-60	7-4	Two with 12	Cash 14	Vandersloot 3	Two with 16	5,808
7/7	@NY	W, 93-64	8-4	Delle Donne 20	Swords 7	Vandersloot 3	Pondexter 18	7,127
7/10	WASH	W, 89-85	9-4	Fowles 26	Fowles 18	Vandersloot 6	Langhorne 18	14,201
7/12	@CONN	W, 83-70	10-4	Delle Donne 23	Two with 8	Vandersloot 7	Charles 29	6,285
7/18	@NY	W, 75-55	11-4	Delle Donne 23	Three with 6	Vandersloot 8	Two with 11	12,858
7/20	NY	W, 80-69	12-4	Young 17	Fowles 13	Vandersloot 9	Pondexter 22	6,037
7/24	@WASH	L, 82-78	12-5	Fowles 21	Fowles 9	Vandersloot 4	Latta 18	14,411
8/2	WASH	W, 85-78	13-5	Fowles 32	Fowles 15	Vandersloot 9	Ajavon 19	5,134
8/3	@IND	L 79-58	13-6	Vandersloot 11	Warley-Talbert 8	Two with 2	Catchings 17	8,610
8/6	IND	L, 64-58	13-7	Fowles 14	Fowles 17	Two with 3	Catchings 18	4,135
8/9	@CONN	W, 77-61	14-7	Prince 23	Fowles 10	Prince 4	Hightower 13	6,086
8/11	MINN	W, 94-86 OT	15-7	Delle Donne 32	Fowles 9	Vandersloot 9	Augustus 26	6,297
8/13	@LA	L, 80-76	15-8	Fowles 22	Fowles 9	Vandersloot 6	Parker 18	10,553
8/15	@SEA	W, 79-66	16-8	Cash 18	Fowles 10	Vandersloot 8	Wright 20	6,829
8/18	CONN	W, 89-78	17-8	Prince 21	Fowles 21	Prince 8	White 16	5,074
8/20	@WASH	W, 79-73	18-8	Delle Donne 24	Fowles 15	Vandersloot 7	Vaughn 21	6,471
8/23	NY	W, 82-64	19-8	Fowles 14	Three with 7	Vandersloot 7	Pierson 25	5,888
8/24	@ATL	W, 67-56	20-8	Delle Donne 25	Fowles 13	Vandersloot 10	McCoughtry 20	7,412
8/31	ATL	W, 85-68	21-8	Fowles 18	Two with 7	Vandersloot 9	Bentley 19	6,047
9/6	IND	L, 82-77	21-9	Fowles 23	Young 10	Cash 4	January 23	5,996
9/8	@WASH	W, 93-79	22-9	Delle Donne 22	Fowles 9	Vandersloot 6	Latta 18	9,069
9/11	PHX	W, 70-68	23-9	Prince 21	Fowles 12	Vandersloot 6	Dupree 15	6,409
9/13	ATL	W, 87-82	24-9	Prince 29	Fowles 18	Prince 7	McCoughtry 29	7,679
9/14	@MINN	L, 79-66	24-10	Fowles 17	Fowles 11	Cash 6	Whalen 23	9,613

2012 SEASON



2012 CHICAGO SKY SEASON

Back Row (from left): Swin Cash, Carolyn Swords, Sylvia Fowles, Ruth Riley, LeCoe Willingham

Front Row (from left): Ticha Penicheriro, Shay Murphy, Courtney Vandersloot, Epiphanny Prince, Tamera Young, Sonja Petrovic

2012 Regular Season Stats

PLAYER	G	GS	MIN	FG%	3P%	FT%	OFF	DEF	RPG	APG	SPG	BPG	TO	PF	PPG
Epiphanny Prince	26	25	29.6	0.44	0.407	0.899	0.9	2.6	3.5	3.1	1.8	0.3	2.0	2.2	18.1
Sylvia Fowles	25	25	31.1	0.64	0.000	0.692	3.8	6.6	10.4	0.8	1.3	1.2	2.1	2.2	16.2
Swin Cash	34	34	30.0	0.37	0.281	0.765	1.6	4.2	5.8	2.3	1.0	0.5	2.8	2.4	10.6
Courtney Vandersloot	34	27	26.4	0.41	0.333	0.649	0.2	1.9	2.1	4.6	1.3	0.2	3.3	2.6	8.9
Shay Murphy	29	3	18.3	0.42	0.441	0.730	1.0	1.9	2.9	0.9	1.1	0.2	1.0	1.6	8.5
Tamera Young	33	24	24.2	0.42	0.000	0.606	1.3	2.4	3.7	1.4	1.0	0.2	1.4	2.7	8.2
Sonja Petrovic	30	2	15.1	0.36	0.279	0.769	0.5	1.8	2.3	1.0	0.5	0.5	1.3	1.4	4.8
Sydney Carter	1	0	8.5	0.33	0.000	0.000	0.0	0.0	0.0	0.0	1.0	0.0	1.0	0.0	4.0
Carolyn Swords	30	9	11.1	0.57	0.000	0.682	1.5	1.7	3.2	0.3	0.4	0.5	0.6	1.9	4.0
Le'Coe Willingham	33	1	18.3	0.31	0.274	0.609	1.0	1.9	2.9	0.9	0.5	0.1	1.7	1.8	3.5
Ruth Riley	33	14	14.2	0.38	0.278	0.786	0.5	1.9	2.4	1.0	0.7	0.6	0.8	2.2	2.7
Ticha Penicheriro	19	6	12.4	0.35	0.200	0.545	0.1	1.2	1.3	2.1	0.4	0.2	2.0	0.7	1.7
SKY	34	-	204.4	0.43	0.340	0.730	10.7	24.2	43.8	16.3	8.7	3.8	17.8	19.5	75.2
OPPONENTS	34	-	204.4	0.43	0.354	0.764	8.1	21.9	38.9	16.8	8.9	4.5	15.8	16.8	75.5

2012 SEASON

2012 Game by Game Results

DATE	OPPONENT	RESULT	RECORD	HIGH SCORER	HIGH REBOUNDER	HIGH ASSISTS	OPP. HIGH SCORER	ATT.
5/19	@WAS	W, 69-57	1-0	Fowles 23	Fowles 12	Three with 3	Langhome 16	11415
5/25	IND	L, 83-72	1-1	Fowles 21	Fowles 10	Vandersloot 4	Catchings 22	6198
5/30	SA	W, 77-63	2-1	Fowles 23	Fowles 12	Vandersloot 7	Hammon 21	7233
6/1	WAS	W, 65-63	3-1	Prince 31	Fowles 16	Two with 3	Currie 15	4078
6/2	@ATL	W, 94-92 (OT)	4-1	Prince 33	Fowles 19	Vandersloot 6	McMoughtry 33	4503
6/8	TUL	W, 98-91 (OT)	5-1	Prince 32	Fowles 21	Three with 5	Latta 25	5019
6/10	@NY	W, 73-64	6-1	Prince 26	Fowles 12	Vandersloot 5	Pondexter 22	5908
6/13	SEA	W, 74-58	7-1	Prince 17	Fowles 15	Prince 7	Thompson 13	4681
6/16	@IND	L, 84-70	7-2	Fowles 26	Young 7	Two with 3	Davenport 19	6098
6/23	@MIN	L, 79-67	7-3	Fowles 22	Fowles 13	Vandersloot 5	Whalen 25	9267
6/27	IND	L, 81-72	7-4	Fowles 19	Fowles 10	Vandersloot 4	Zellous 18	6312
6/29	PHX	L, 84-81	7-5	Cash 16	Fowles 10	Vandersloot 6	Bonner 27	5488
7/1	ATL	W, 71-69	8-5	Fowles 21	Fowles 12	Three with 4	McMoughtry 21	6093
7/6	NY	L, 64-59	8-6	Fowles 20	Fowles 9	Vandersloot 8	Pondexter 19	4211
7/7	@IND	L, 88-86 (OT)	8-7	Fowles 24	Fowles 16	Vandersloot 9	Catchings 18	6155
7/11	SA	L, 77-68	8-8	Murphy 20	Fowles 7	Two with 3	Two with 16	13161
7/13	CONN	L, 80-78 (OT)	8-9	Vandersloot 22	Fowles 10	Vandersloot 8	Charles 25	5988
8/17	ATL	L, 82-76	8-10	Prince 16	Fowles 6	Willingham 4	McCoughtry 25	5593
8/19	@WAS	L, 75-71	8-11	Prince 18	Fowles 16	Four with 2	Ajavon 22	8489
8/21	NY	L, 77-67	8-12	Fowles 18	Two with 8	Penicheiro 7	Pondexter 25	3638
8/22	@ATL	L, 82-71	8-13	Fowles 22	Fowles 6	Penicheiro 4	Lyttle 24	4010
8/24	@TUL	L, 81-78 (OT)	8-14	Vandersloot 23	Murphy 10	Cash 5	Two with 22	5147
8/26	@CONN	W, 82-70	9-14	Prince 15	Four with 6	Vandersloot 11	Hightower 17	8390
8/28	CONN	L, 83-72	9-15	Vandersloot 17	Petrovic 8	Vandersloot 6	Charles 24	2884
9/1	@IND	L, 81-64	9-16	Prince 22	Swords 8	Vandersloot 5	January 19	9307
9/2	LA	W, 85-74	10-16	Prince 17	Two with 9	Prince 9	Toliver 19	6197
9/7	@NY	W, 92-83	11-16	Prince 30	Cash 7	Three with 4	Pondexter 24	6145
9/9	@CONN	L, 82-77	11-17	Cash 21	Cash 15	Two with 5	Charles 24	6658
9/11	MIN	W, 83-70	12-17	Prince 26	Swords 9	Prince 5	Moore 18	4298
9/13	@LA	L, 86-77	12-18	Cash 23	Cash 6	Vandersloot 9	Ogwumike 30	8489
9/16	@PHX	W, 86-55	13-18	Murphy 22	Two with 8	Prince 4	Houston 15	8044
9/18	@SEA	L, 75-60	13-19	Prince 21	Two with 7	Prince 4	Wauters 16	6459
9/20	ATL	L, 75-66	13-20	Swords 16	Swords 9	Vandersloot 6	McCoughtry 21	4188
9/22	WAS	W, 77-58	14-20	Vandersloot 20	Cash 8	Two with 3	Currie 15	6721

2011 SEASON



2011 CHICAGO SKY SEASON

Back Row (from left): Pokey Chatman, Christie Sides, Jeff House, Lindsay Wisdom-Hylton, Carolyn Swords, Sylvia Fowles, Michelle Snow, Catherine Kraayeveld, Ann Crosby, Michelle Kania

Front Row (from left): Courtney Vandersloot, Dominique Canty, Tamera Young, Shay Murphy, Erin Thorn, Epiphanny Prince

2011 Regular Season Stats

PLAYER	G	GS	MIN	FG%	3P%	FT%	OFF	DEF	RPG	APG	SPG	BPG	TO	PF	PPG
Sylvia Fowles	34	34	34.6	0.59	0.000	0.766	2.9	7.3	10.2	0.6	1.2	2.0	2.8	2.5	20.0
Epiphanny Prince	34	27	29.4	0.38	0.373	0.804	0.7	1.4	2.1	3.0	2.3	0.4	1.7	2.2	13.6
Shay Murphy	10	0	20.5	0.37	0.400	0.929	2.6	2.2	4.8	1.1	1.3	0.4	1.9	2.9	9.8
Tamera Young	33	19	24.0	0.43	0.143	0.724	1.2	2.5	3.8	1.3	1.1	0.3	1.9	3.0	7.9
Courtney Vandersloot	34	26	22.9	0.39	0.271	0.766	0.1	1.8	2.0	3.7	0.7	0.4	2.7	2.5	6.5
Michelle Snow	34	30	24.1	0.46	0.000	0.760	1.1	5.1	6.3	1.9	0.5	1.3	2.1	2.5	5.9
Catherine Kraayeveld	33	15	20.6	0.4	0.409	0.733	0.7	1.9	2.6	1.2	0.6	0.2	1.2	1.2	5.9
Erin Thorn	34	7	16.8	0.41	0.395	0.947	0.3	1.4	1.7	2.4	0.3	0.1	1.7	0.4	5.4
Dominique Canty	22	8	15.0	0.32	0.143	0.576	0.4	0.9	1.2	2.0	0.5	0.1	1.5	1.7	4.1
Carolyn Swords	29	4	7.5	0.53	0.000	0.875	0.6	1.2	1.8	0.3	0.2	0.2	0.6	0.9	2.7
Lindsay Wisdom-Hylton	29	0	8.1	0.42	0.000	0.500	0.6	1.2	1.9	0.6	0.4	0.5	0.7	1.3	1.7
Angie Bjorklund	7	0	6.1	0.18	0.200	1.000	0.0	0.3	0.3	0.3	0.1	0.0	0.3	1.1	1.1
SKY	34	-	201.5	0.44	0.364	0.771	9.1	24.6	33.8	16.7	7.9	5.4	17.6	18.2	74.2
OPPONENTS	34	-	201.5	0.42	0.337	0.763	9.7	22.8	32.6	16.6	9.2	4.7	14.7	17.4	75.2

2011 Game by Game Results

DATE	OPPONENT	RESULT	RECORD	HIGH SCORER	HIGH REBOUNDER	HIGH ASSISTS	OPP. HIGH SCORER	ATT.
6/4	@IND	L, 65-57	0-1	Prince 20	Three with 7	Vandersloot 7	Douglas 19	8024
6/10	CON	W, 78-75	1-1	Fowles 23	Fowles 13	Prince 7	Montgomery 22	6609
6/11	@WAS	W, 84-77	2-1	Fowles 23	Snow 9	Canty 6	Ajavon 24	11943
6/17	NY	W, 85-73	3-1	Fowles 27	Fowles 11	Prince 8	Pondexter 20	5718
6/19	@CON	L, 83-68	3-2	Fowles 23	Fowles 10	Vandersloot 7	Charles 31	6875
6/21	@ATL	L, 71-68	3-3	Fowles 21	Snow 12	Vandersloot 6	McCoughtry 14	6154
6/23	CON	W, 107-101	4-3	Prince 25	Snow 17	Vandersloot 10	Montgomery 33	3319
6/25	PHO	L, 86-78	4-4	Fowles 28	Fowles 11	Vandersloot 4	Taurasi 23	5547
6/28	SA	L, 84-74	4-5	Prince 19	Fowles 12	Two with 4	Young 19	3894
7/1	@PHO	L, 97-84	4-6	Prince 19	Two with 8	Prince 6	Taurasi 24	9517
7/5	WAS	W, 78-65	5-6	Fowles 34	Fowles 16	Thorn 4	Coleman 14	3187
7/9	ATL	W, 81-69	6-6	Prince 24	Fowles 12	Vandersloot 9	McCoughtry 17	5679
7/10	@NY	L, 80-73	6-7	Two with 14	Fowles 8	Prince 3	Two with 18	7315
7/13	TUL	W, 72-54	7-7	Fowles 21	Fowles 13	Two with 6	Lacy 13	13838
7/16	@ATL	L, 76-68	7-8	Fowles 20	Snow 13	Thorn 9	McCoughtry 24	7413
7/19	SEA	W, 78-69	8-8	Fowles 24	Fowles 9	Vandersloot 7	Bird 26	6026
7/21	@IND	L, 77-63	8-9	Fowles 21	Snow 6	Thorn 5	Davenport 20	8050
7/26	CON	L, 77-66	8-10	Prince 16	Fowles 12	Young 5	Jones 22	3091
7/28	@TUL	W, 64-55	9-10	Fowles 14	Snow 11	Vandersloot 5	Latta 22	4012
7/30	LA	L, 88-84	9-11	Thorn 17	Fowles 9	Prince 5	Milton-Jones 19	5909
8/4	@NY	L, 59-49	9-12	Fowles 11	Fowles 9	Prince 3	Pondexter 15	10133
8/7	IND	W, 88-69	10-12	Two with 21	Fowles 12	Thorn 4	Douglas 14	5794
8/9	@CON	L, 68-59	10-13	Fowles 19	Young 15	Vandersloot 3	Charles 16	6049
8/12	MIN	L, 79-76	10-14	Fowles 28	Fowles 13	Vandersloot 8	Whalen 16	6289
8/14	@SA	W, 85-73	11-14	Fowles 28	Fowles 17	Canty 6	Perkins 18	7060
8/20	@WAS	W, 71-70	12-14	Fowles 25	Fowles 11	Two with 4	Ajavon 23	10273
8/23	ATL	L, 83-80	12-15	Fowles 20	Fowles 12	Snow 3	McCoughtry 22	2876
8/26	WAS	W, 80-67	13-15	Prince 18	Fowles 12	Two with 5	Langhorne 19	4434
8/28	NY	W, 74-73	14-15	Two with 17	Fowles 14	Two with 4	Pierson 19	5707
8/30	@NY	L, 71-67	14-16	Fowles 22	Fowles 8	Thorn 5	Pondexter 19	6634
9/4	IND	L, 88-80	14-17	Prince 21	Fowles 9	Prince 6	Two with 17	6199
9/8	@MIN	L, 78-69	14-18	Two with 17	Swords 8	Two with 4	Augustus 22	8781
9/10	@LA	L, 74-67	14-19	Fowles 18	Fowles 11	Canty 6	Milton-Jones 15	13501
9/11	@SEA	L, 81-70	14-20	Fowles 30	Fowles 13	Thorn 7	Two with 17	13659

2010 SEASON



2010 CHICAGO SKY SEASON

Back Row (from left): Michael Alter, Stephanie White, Steven Key, Shandora Irvin, Christi Thomas, Sylvia Fowles, Cathrine Kraayeveld, Mistie Bass, Ann Crosby, Michelle Kania, Margaret Stender

Front Row (from left): Epiphanny Prince, Jia Perkins, Shameka Christon, Tamera Young, Erin Thorn, Dominique Canty

2010 Regular Season Stats

PLAYER	G	GS	MPG	FG%	3P%	FT%	OFF	DEF	RPG	TO	PF	PPG
Sylvia Fowles	34	34	32.0	.0582	1.000	0.760	2.2	7.8	9.9	2.4	2.2	17.8
Jia Perkins	34	34	27.5	0.396	0.349	0.814	1.0	1.9	2.9	1.2	1.8	10.7
Epiphanny Prince	34	2	19.6	0.427	0.338	0.784	0.4	1.6	2.0	1.8	2.0	9.8
Dominique Canty	34	34	26.0	0.430	0.182	0.693	1.0	1.6	2.6	2.2	2.6	9.0
Shameka Christon	10	9	21.3	0.359	0.400	0.938	0.3	2.1	2.4	0.9	2.3	8.5
Tamera Young	32	22	18.6	0.362	0.277	0.684	1.0	2.0	3.1	1.5	2.0	6.8
Erin Thorn	34	0	20.1	0.412	0.420	0.889	0.4	1.5	1.9	1.3	1.1	6.3
Cathrine Kraayeveld	34	14	21.2	0.350	0.316	0.875	0.7	2.0	2.7	1.4	1.4	5.2
Eshaya Murphy	11	0	14.1	0.288	0.286	0.667	0.6	1.2	1.8	1.0	1.6	5.1
Eshaya Murphy (TOT)	26	1	14.5	0.324	0.277	0.612	1.0	2.1	3.1	1.1	1.5	5.1
Mistie Bass	34	20	18.9	0.527	0.000	0.625	1.6	2.3	3.9	1.2	1.4	4.9
Sandora Irvin	18	1	7.6	0.467	0.143	0.667	0.6	0.8	1.4	0.6	1.6	1.9
Christi Thomas	15	0	8.5	0.400	0.000	0.500	0.4	1.3	1.7	0.5	2.3	1.3
Abi Olajwon	6	0	5.0	0.500	0.000	0.000	0.5	0.2	0.7	0.3	0.5	1.0
SKY	34	-	202.2	0.437	0.341	0.745	9.1	22.6	31.7	14.6	17.6	76.1
OPPONENTS	34	-	202.2	0.444	0.377	0.749	10.1	23.3	33.4	15.7	18.8	76.8

2010 SEASON

2010 Game by Game Results

DATE	OPPONENT	RESULT	RECORD	HIGH SCORER	HIGH REBOUNDER	HIGH ASSISTS	OPP. HIGH SCORER	ATT.
5/15	@CON	L, 74-61	0-1	Fowles 16	Fowles 9	Christon 4	Jekabsone-Zogota 18	8072
5/16	@NY	L, 85-82	0-2	Fowles 23	Canty 8	Canty 5	Pondexter 22	12088
5/22	IND	L, 92-86	0-3	Fowles 22	Fowles 12	Canty 5	Catchings 28	6447
5/23	@IND	L, 69-61	0-4	Kraayeveld 11	Fowles 9	Two with 2	Murphy 16	7665
5/27	SEA	W, 84-75	1-4	Fowles 19	Fowles 8	Canty 4	Jackson 15	2923
5/29	@MIN	W, 58-73	2-4	Fowles 18	Bass 6	Two with 4	Two with 12	6129
6/4	@ATL	W, 80-70	3-4	Fowles 19	Fowles 9	Perkins 5	Marques 18	5655
6/5	TUL	W, 95-70	4-4	Fowles 32	Fowles 13	Canty 6	Crossley 20	4549
6/8	NY	L, 85-70	4-5	Prince 20	Fowles 6	Four with 3	Pondexter 31	2408
6/11	WAS	L, 95-78	4-6	Fowles 23	Fowles 7	Three with 4	Harding 25	3107
6/15	ATL	L, 93-86	4-7	Perkins 25	Young 7	Canty 6	Marques 31	3292
6/19	@WAS	L, 65-61	4-8	Fowles 17	Fowles 9	Perkins 4	Smith 17	9034
6/22	@CON	W, 86-77	5-8	Prince 19	Fowles 9	Two with 4	Two with 13	6981
6/25	WAS	W, 79-72	6-8	Perkins 20	Fowles 7	Perkins 5	Langhorne 25	3419
6/27	IND	L, 70-64	6-9	Thorn 15	Fowles 17	Two with 3	Hoffman 13	4051
7/1	CON	W, 92-80	7-9	Fowles 26	Fowles 11	Two with 5	Gruda 17	3061
7/3	@ATL	W 88-82	8-9	Fowles 22	Fowles 12	Three with 2	McCoughtry 20	6920
7/6	IND	L 58-51	8-10	Fowles 26	Fowles 18	Prince 4	Catchings 16	3732
7/11	@NY	L 57-54	8-11	Perkins 26	Fowles 20	Fowles 3	Pondexter 30	9644
7/14	SA	W 88-61	9-11	Three with 14	Bass 7	Two with 5	Young 14	6950
7/16	LA	W, 80-68	10-11	Thorn 15	Fowles 10	Canty 6	Milton-Jones 21	4841
7/18	@WAS	W, 61-59	11-11	Fowles 13	Fowles 11	Three with 3	Langhorne 12	8790
7/23	NY	L, 79-71	11-12	Prince 14	Fowles 16	Canty 6	McWilliams-Franklin 15	5256
7/24	@SA	W, 75-72	12-12	Fowles 23	Fowles 12	Canty 6	Two with 13	8999
7/27	@IND	L, 78-74	12-13	Fowles 18	Fowles 8	Two with 4	Catchings 16	6853
7/30	@SEA	L, 80-60	12-14	Fowles 13	Fowles 5	Fowles 5	Cash 16	7749
8/1	@PHO	L, 97-96	12-15	Fowles 35	Fowles 8	Two with 5	Taurasi 35	11237
8/4	@LA	L, 82-77	12-16	Perkins 16	Fowles 11	Two with 4	Milton-Jones 22	9732
8/7	MIN	L, 87-82	12-17	Perkins 16	Fowles 8	Canty 6	Augustus 27	4992
8/10	PHO	W, 91-82	13-17	Fowles 24	Fowles 14	Four with 4	Taurasi 28	4089
8/14	ATL	L, 98-74	13-18	Prince 18	Fowles 9	Prince 4	DeSouza 18	4214
8/17	@ATL	W, 84-79	14-18	Fowles 18	Fowles 12	Fowles 14	Marques 19	5209
8/20	CON	L, 78-71	14-19	Prince 19	Fowles 6	Canty 7	Montgomery 20	5598
8/21	@TUL	L, 84-71	14-20	Fowles 16	Fowles 7	Canty 5	Two with 17	6321

2009 SEASON



2009 CHICAGO SKY SEASON

Back Row (from left): Assistant Coach Stephanie White, Head Coach Steven Key, Assistant Coach Michael Mitchell, Brooke Queenan, Brooke Wyckoff, Sylvia Fowles, Tye'sha Fluker, Chasity Melvin, Candice Dupree, Strength and Conditioning Coach Ann Crosby, Head Trainer Nick Rubel

Front Row (from left): Arminite Price, Jia Perkins, Quianna Chaney, Dominique Canty, Cathy Joens, K.B. Sharp

2009 Regular Season Stats

PLAYER	G	GS	MPG	FG%	3P%	FT%	OFF	DEF	TOT	APG	SPG	BPG	TO	PF	PPG
Candice Dupree	34	34	34.9	.429	.387	.785	2.20	5.60	7.90	2.2	1.03	1.21	2.38	1.60	15.7
Jia Perkins	34	34	27.4	.417	.385	.846	.80	2.60	3.40	2.9	2.15	.18	1.62	2.30	13.2
Sylvia Fowles	24	20	28.8	.599	.000	.646	2.20	5.70	7.80	.8	.88	1.46	3.17	3.00	11.3
Kristi Toliver	27	0	14.3	.453	.444	.913	.20	1.10	1.40	1.9	.37	.11	1.63	1.20	7.6
Dominique Canty	34	34	22.8	.381	.364	.689	.50	1.30	1.90	3.2	.82	.15	1.68	2.80	6.9
Shyra Ely	34	9	14.6	.418	.383	.804	.60	1.90	2.60	.6	.35	.24	1.06	1.60	6.8
Erin Thorn	34	0	17.0	.424	.402	.909	.40	1.20	1.60	1.6	.59	.00	.91	0.90	6.2
Mistie Bass	8	5	15.8	.513	.000	.563	1.50	1.90	3.40	.4	.63	.38	.50	1.50	6.1
Katie Mattera	2	0	11.5	.750	.000	.833	1.00	2.00	3.00	.0	.00	.50	3.00	4.50	5.5
Tamera Young	10	6	12.9	.348	.250	.889	1.00	2.00	3.00	.7	.70	.40	1.10	1.80	5.0
Chen Nan	26	5	12.3	.484	.000	.625	.90	1.20	2.10	.2	.31	.35	1.12	1.50	3.7
Brooke Wyckoff	27	23	19.7	.378	.392	.875	.60	2.10	2.70	1.4	.74	.74	1.07	2.30	3.1
K.B. Sharp	27	0	12.0	.404	.353	.947	.10	.60	0.70	.9	.07	.07	.85	.60	2.6
SKY	34	-	200.7	.435	.395	.760	9.00	22.80	31.90	15.6	7.30	4.10	15.6	17.80	75.7
OPPONENTS	34	-	200.7	.442	.347	.781	10.60	23.40	34.00	17.9	8.00	3.60	14.4	18.70	79.2

2009 SEASON

2009 Game by Game Results

DATE	OPPONENT	RESULT	RECORD	HIGH SCORER	HIGH REBOUNDER	HIGH ASSISTS	OPP. HIGH SCORER	ATT.
6/6	@ MIN	L, 102-85	0-1	Perkins 24	Perkins 6	Canty 6	Augustus 23	8708
6/12	ATL	W, 81-73	1-1	Dupree 23	Dupree 8	Perkins 8	Castro Marques 20	5689
6/14	SEA	W, 64-57	2-1	Dupree 14	Fowles 15	Wyckoff 3	Jackson 22	2681
6/16	CON	W, 78-75	3-1	Perkins 24	Fowles 10	Perkins 5	Jones/Whitmore 16	2396
6/19	@ CON	L, 91-61	3-2	Toliver 14	Fowles 9	Price 3	Jones 17	5892
6/20	@ WASH	L, 81-72	3-3	Perkins 15	Price 7	Perkins 6	Beard 31	11745
6/23	@ ATL	W, 99-98	4-3	Perkins 22	Dupree 10	Perkins 6	McCoughtry 26	10351
6/27	WASH	W, 68-63	5-3	Dupree 23	Fowles 10	Perkins 5	Harding 15	3918
6/30	SAC	W, 74-72	6-3	Perkins 17	Fowles 14	Perkins 8	Powell 21	2721
7/3	@ SA	L, 85-72	6-4	Price 17	Ely 5	Canty 5	Young 19	6662
7/7	@ SAC	L, 83-73	6-5	Perkins 21	Perkins 6	Perkins 6	Maiga-Ba/Lawson 13	5672
7/8	@ PHO	L, 90-70	6-6	Dupree 23	Dupree 12	Price 2	Taurasi 22	5597
7/10	IND	L, 83-54	6-7	Ely 12	Dupree 8	Toliver 4	Murphy 15	4021
7/12	@ SEA	W, 86-81	7-7	Dupree 28	Dupree 7	Toliver 7	Jackson/Wright 18	6796
7/15	@ IND	L, 84-74	7-8	Dupree 17	Dupree 10	Three with 3	Sutton-Brown 22	10050
7/19	SA	W, 85-75	8-8	Perkins 29	Dupree 11	Canty 6	Hammon 22	3282
7/22	NY	L, 77-70	8-9	Fowles 15	Dupree 11	Canty 4	Spencer 15	5881
7/23	@ WASH	L, 75-64	8-10	Perkins 14	Fowles 7	Toliver 2	Langhorne 16	11651
7/29	LA	W, 75-63	9-10	Perkins 18	Fowles 7	Dupree 5	Milton-Jones 15	5633
8/1	CON	W, 84-72	10-10	Dupree 23	Dupree 8	Canty 6	White 16	3071
8/5	@ IND	L, 76-67	10-11	Dupree 19	Dupree 13	Canty 4	Douglas 14	6581
8/8	@ ATL	W, 82-80	11-11	Thorn 20	Dupree 11	Perkins 5	Latta 18	5424
8/9	@ DET	L, 64-58	11-12	Dupree 16	Fowles 18	Wyckoff 3	Zellous 19	6893
8/14	@ NY	W, 88-77	12-12	Fowles 22	Dupree/Fowles 9	Canty 6	Christon 25	9832
8/15	MIN	W, 79-76	13-12	Thorn 17	Dupree 14	Canty 8	Hodges 25	3877
8/18	PHO	L, 106-99	13-13	Ely 26	Dupree 7	Dupree 5	Taurasi 27	3334
8/22	DET	L, 76-67	13-14	Dupree 20	Dupree 14	Three with 3	Smith 17	5167
8/25	@ LA	L, 75-63	13-15	Ely 16	Dupree 8	Canty 4	Parker/Leslie 21	9615
8/28	NY	W, 96-77	14-15	Dupree 26	Dupree 6	Dupree 4	Jackson 15	3707
8/30	@ NY	L, 77-63	14-16	Dupree 15	Dupree 13	Thorn 7	Christon 18	8685
9/4	WASH	W, 92-86	15-16	Fowles 13	Dupree 10	Perkins 5	Ajavon 32	3241
9/6	@ DET	L, 84-75	15-17	Ely/Dupree 18	Ely 8	Ely/Sharp 3	Nolan 19	6619
9/10	IND	W, 86-79	16-17	Toliver 19	Dupree 9	Canty 6	Douglas 25	2902
9/12	DET	L, 80-69	16-18	Dupree 27	Dupree 7	Canty 6	Zellous 20	5334

2008 SEASON



2008 CHICAGO SKY SEASON

Back Row (from left): Assistant Coach Stephanie White, Head Coach Steven Key, Assistant Coach Michael Mitchell, Brooke Queenan, Brooke Wyckoff, Sylvia Fowles, Tye'sha Fluker, Chasity Melvin, Candice Dupree, Strength and Conditioning Coach Ann Crosby, Head Trainer Nick Rubel

Front Row (from left): Armintie Price, Jia Perkins, Quianna Chaney, Dominique Canty, Cathy Joens, K.B. Sharp

2008 Regular Season Stats

				FIELD GOALS			3-POINT FG			FREE THROWS			REBOUNDS											
PLAYER	G	GS	MIN	FG	FGA	PCT	FG	FGA	PCT	FT	FTA	PCT	OFF	DEF	TOT	AST	PF	DQ	STL	TO	BLK	PTS	AVG	
Dupree	33	33	1,078	210	471	.446	0	5	.000	124	160	.775	79	175	254	46	82	1	29	81	41	544	16.5	
Currie	2	2	61	8	27	.296	2	11	.182	11	15	.733	3	9	12	4	3	0	1	4	0	29	14.5	
Perkins	33	5	762	153	330	.464	39	90	.433	41	53	.774	30	80	110	75	65	1	50	51	7	386	11.7	
Dales	31	30	845	109	314	.347	68	201	.338	33	39	.846	14	41	55	83	53	0	20	57	0	319	10.3	
Melvin (TOT)	32	28	935	118	259	.456	1	7	.143	85	129	.659	73	140	213	37	101	0	38	71	22	322	10.1	
Melvin (CHI)	29	25	853	109	233	.468	1	5	.220	69	110	.627	66	127	193	37	88	0	32	69	22	288	9.9	
Canty	30	27	776	87	241	.361	4	16	.250	81	115	.704	19	45	64	123	42	0	30	57	4	259	8.6	
Price	34	34	893	95	232	.409	1	3	.333	78	151	.517	83	121	204	99	67	0	40	59	7	269	7.9	
Joens	19	0	271	31	79	.392	22	45	.489	11	13	.846	6	27	33	32	18	0	17	13	1	95	5.0	
Raymond	20	0	180	20	61	.328	14	44	.318	7	13	.538	2	12	14	27	11	0	4	18	0	61	3.1	
Wyckoff	34	7	520	32	85	.376	24	67	.358	10	13	.769	24	84	108	47	81	2	20	27	18	98	2.9	
Thomas	17	0	122	15	38	.395	0	1	.000	13	14	.929	11	17	28	3	22	0	1	7	4	43	2.5	
Coggins	20	0	196	19	77	.247	10	50	.200	1	4	.250	3	13	16	8	28	0	5	19	1	49	2.5	
Christensen	23	7	212	20	48	.417	0	0	---	8	18	.444	17	26	43	7	59	1	19	21	5	48	2.1	
Moeggenberg	23	0	206	17	41	.415	1	6	.167	2	5	.400	26	5	31	6	15	0	3	10	2	37	1.6	
SKY	34	-	6,975	925	2,277	.406	186	544	.342	489	723	.676	383	782	1,165	597	634	5	262	510	112	2,525	74.3	
OPPONENTS	34	-	6,975	963	2,243	.429	184	481	.383	501	642	.780	279	846	1,225	584	683	6	242	566	138	2,611	76.8	

2008 SEASON

2008 Game by Game Results

DATE	OPPONENT	RESULT	RECORD	HIGH SCORER	HIGH REBOUNDER	HIGH ASSISTS	OPP. HIGH SCORER	ATT.
5/17	@ SEA	L, 61-67	0-1	Melvin 15	Dupree 10	Price 2	Jackson 14	12,079
5/22	SAC	W, 87-77	1-1	Dupree 22/Price 22	Fowles 7	Canty 6	Brunson 16	4,188
5/29	MIN	L, 75-69	1-2	Dupree 12	Fowles 11	Canty 6	Augustus 19	3,014
6/1	CT	L, 73-75	1-3	Dupree 29	Fowles 12	Canty 5	Whitmore 19/ Whalen 19	2,276
6/3	LA	L, 81-77	1-4	Dupree 22	Dupree 11	Price 5	Lennox 14	6,304
6/6	@ ATL	W, 86-72	2-4	Canty 16/Perkins 16	Dupree 9/Perkins 9	Canty 5	Augustus 23	7,418
6/7	ATL	W, 91-70	3-4	Dupree 20	Melvin 7	Canty 6	Lacy 18	3,182
6/13	WASH	L, 64-57	3-5	Perkins 17	Dupree 8	Price 4/Canty 4	Beard 22	2,600
6/18	@ LA	L, 67-80	2-5	Perkins 18	Dupree 8	Dupree 3/Canty 3	Leslie 21	7,245
6/20	@ PHX	L, 112-105 (OT)	3-7	Perkins 30	Dupree 12	Dupree 5	Taurasi 33	7,311
6/22	@ SAC	L, 70-82	3-8	Perkins 22	Dupree 11	Canty 8	Kelly 13	6,107
6/26	PHX	L, 89-79	3-9	Melvin 19	Melvin 15	Wykoff 9	Miller 17	3,103
6/28	DET	W, 59-76	4-9	Dupree 18	Dupree 8/Melvin 8	Melvin 5	Murphy 13	3,407
7/1	@ MIN	W, 73-71	5-9	Dupree 26	Melvin 11	Price 6	Wiggins 17	4,765
7/2	@ IND	L, 67-74	5-10	Dupree 20	Dupree 13	Dupree 4/Wykoff 4	Catchings 18	6,196
7/5	@ ATL	L, 84-91	5-11	Perkins 24	Dupree 8	Perkins 6	Latta 18	8,468
7/10	SAN	L, 75-67	5-12	Perkins 17	Dupree 8	Canty 4/Perkins 4	Wauters 23	3,040
7/12	@ IND	L, 57-66	5-13	Dupree 19	Melvin 12	Melvin 5	Douglas 25	7,134
7/13	ATL	W, 66-79	6-13	Dupree 18/Perkins 18	Wykoff 6	Dupree/Wykoff/Perkins/Fluker 3	Feenstra 21	2,907
7/16	@ DET	L, 63-66	6-14	Perkins 26	Dupree 12	Dupree 4/Melvin 4	Ford 14	15,210
7/18	CT	W, 65-73	7-14	Perkins 15	Dupree 9	Sharp 4	Jones 18	3,379
7/20	@ CT	L, 67-74	7-15	Price 15	Melvin 10	Perkins 5	Whalen 20	7,367
7/22	IND	W, 68-60	8-15	Dupree 20	Perkins 10	Perkins 8	Sutton-Brown 14/Douglas 14	3,035
7/24	@ SAN	L, 67-78	8-16	Dupree 20	Dupree 10	Perkins 3/Sharp 3	Young 20	9,372
7/26	@ HOU	L, 65-79	8-17	Dupree 28	Chaney 5	Perkins 5	Thompson 16	6,569
8/28	@ NY	W, 69-60	9-17	Perkins 19	Fowles 10	Price 5	Carson 19	8,566
8/29	@ WASH	W, 79-75	10-17	Perkins 28	Fowles 13	Price 4	Beard 18	10,043
9/4	SEA	L, 70-62	11-18	Perkins 22	Dupree 6	Canty 6	Bird 19	3,829
9/5	@ CT	L, 75-80	11-19	Perkins 18	Fowles 6	Canty 7	Whitmore 17	8,088
9/7	@ NY	L, 61-69	11-20	Perkins 18	Fowles 12	Canty 2/Sharp 2	McCarville 16	7,903
9/9	WASH	W, 59-78	12-20	Perkins 17	Dupree 10	Dupree 6	Humphrey 15	3,087
9/12	NY	L, 69-62	12-21	Dupree 18	Fowles 6	Canty 4/Wykoff 4	Christon 27	5,681
9/14	HOU	L, 79-76	12-22	Dupree 20	Price 7	Canty 6	Thompson 26	4,917

2007 SEASON



2007 CHICAGO SKY SEASON

Back Row (from left): Assistant Coach Steven Key, Assistant Coach Stephanie White, Head Coach Bo Overton, Stacey Dales, Brooke Wyckoff, Carla Thomas, Kayte Christensen, Chasity Melvin, Candice Dupree, Liz Moeggenberg, Head Trainer Georgia Fischer, Assistant Coach Roger Reding, Strength and Conditioning Coach Ann Crosby

Front Row (from left): Jia Perkins, Cathy Joens, Stephanie Raymond, Claire Coggins, Dominique Canty, Armintie Price

2007 Regular Season Stats

	FIELD GOALS						3-POINT FG			FREE THROWS			REBOUNDS										
PLAYER	G	GS	MIN	FG	FGA	PCT	FG	FGA	PCT	FT	FTA	PCT	OFF	DEF	TOT	AST	PF	DQ	STL	TO	BLK	PTS	AVG
Dupree	33	33	1,078	210	471	.446	0	5	.000	124	160	.775	79	175	254	46	82	1	29	81	41	544	16.5
Currie	2	2	61	8	27	.296	2	11	.182	11	15	.733	3	9	12	4	3	0	1	4	0	29	14.5
Perkins	33	5	762	153	330	.464	39	90	.433	41	53	.774	30	80	110	75	65	1	50	51	7	386	11.7
Dales	31	30	845	109	314	.347	68	201	.338	33	39	.846	14	41	55	83	53	0	20	57	0	319	10.3
Melvin (TOT)	32	28	935	118	259	.456	1	7	.143	85	129	.659	73	140	213	37	101	0	38	71	22	322	10.1
Melvin (CHI)	29	25	853	109	233	.468	1	5	.220	69	110	.627	66	127	193	37	88	0	32	69	22	288	9.9
Canty	30	27	776	87	241	.361	4	16	.250	81	115	.704	19	45	64	123	42	0	30	57	4	259	8.6
Price	34	34	893	95	232	.409	1	3	.333	78	151	.517	83	121	204	99	67	0	40	59	7	269	7.9
Joens	19	0	271	31	79	.392	22	45	.489	11	13	.846	6	27	33	32	18	0	17	13	1	95	5.0
Raymond	20	0	180	20	61	.328	14	44	.318	7	13	.538	2	12	14	27	11	0	4	18	0	61	3.1
Wyckoff	34	7	520	32	85	.376	24	67	.358	10	13	.769	24	84	108	47	81	2	20	27	18	98	2.9
Thomas	17	0	122	15	38	.395	0	1	.000	13	14	.929	11	17	28	3	22	0	1	7	4	43	2.5
Coggins	20	0	196	19	77	.247	10	50	.200	1	4	.250	3	13	16	8	28	0	5	19	1	49	2.5
Christensen	23	7	212	20	48	.417	0	0	---	8	18	.444	17	26	43	7	59	1	19	21	5	48	2.1
Moeggenberg	23	0	206	17	41	.415	1	6	.167	2	5	.400	26	5	31	6	15	0	3	10	2	37	1.6
SKY	34	-	6,975	925	2,277	.406	186	544	.342	489	723	.676	383	782	1,165	597	634	5	262	510	112	2,525	74.3
OPPONENTS	34	-	6,975	963	2,243	.429	184	481	.383	501	642	.780	279	846	1,225	584	683	6	242	566	138	2,611	76.8

2007 Game by Game Results

DATE	OPPONENT	RESULT	RECORD	HIGH SCORER	HIGH REBOUNDER	HIGH ASSISTS	OPP. HIGH SCORER	ATT.
20-May	@ NY	L, 71-83	0-1	Currie 20	Currie 10/Dupree 10	Price 8	Thorn 28	11,341
22-May	LA	L, 64-81	0-2	Canty 18	Christensen 8	Canty 4	Holdsclaw 18	5,140
25-May	@ MIN	W, 82-77	2-Jan	Dupree 25	Christensen 7	Dales 6	Augustus 31	4,891
31-May	CT	L, 97-102 (OT)	3-Jan	Dupree 29	Dupree 7	Wycoff 10	Jones 31	2,634
1-Jun	@ WAS	W, 75-70	3-Feb	Dupree 19/Perkins 19	Melvin 15	Canty 7	Beard 19	6,391
3-Jun	MIN	W, 78-72	3-Mar	Dupree 20	Dupree 11	Canty 5	Augustus 23	3,477
7-Jun	@ PHO	L, 66-80	4-Mar	Melvin 15	Melvin 11	Canty 3/Melvin 3	Taurasi 22	6,161
9-Jun	@ SA	W, 70-60	4-Apr	Dupree 22	Melvin 12	Dales 5	Hammon 20	9,899
12-Jun	SEA	L, 69-81	5-Apr	Dupree 18	Price 13	Dales 7	Jackson 19	2,645
15-Jun	NY	W, 73-66	5-May	Dupree 24	Dupree 13	Price 6	Christon 18	3,236
17-Jun	@ CT	W, 87-74	5-Jun	Dupree 28	Melvin 8/Dupree 8	Canty 6	Jones 22	7,614
19-Jun	SAC	L, 52-54	6-Jun	Dupree 21	Dupree 14	Canty 7	Lawson 19	2,505
23-Jun	WAS	L, 86-99	7-Jun	Dupree 26	Melvin 9/Price 9	Price 6	Milton-Jones 22	3,617
26-Jun	@ SEA	L, 76-94	8-Jun	Perkins 19	Dupree 7/Perkins 7	Dupree 4/Price 4	Jackson 33	6,752
29-Jun	@ SAC	W, 92-84	8-Jul	Perkins 39	Price 9	Perkins 10	Williams 16	6,862
1-Jul	@ LA	W, 74-71 (OT)	8-Aug	Dupree 24	Dupree 11	Price 6	C. Thomas 14	7,522
7-Jul	WAS	L, 73-77	9-Aug	Dupree 24	Dupree 11	Dales 6	Beard 25	3,161
8-Jul	@ IND	L, 70-86	10-Aug	Joens 16	Dupree 9	Perkins 4	Catchings 16	8,247
10-Jul	@ DET	L, 84-92	11-Aug	Perkins 22	Dupree 10	Perkins 4	Cash 20	8,975
12-Jul	DET	L, 65-78	12-Aug	Perkins 17	Dupree 6	Joens 5	Nolan 18	3,085
18-Jul	@ IND	L, 74-75	13-Aug	Perkins 24	Price 17	Price 3/Canty 3	Catchings 22	10,542
21-Jul	IND	W, 68-65	13-Sep	Perkins 17	Price 8	Canty 5	Whitmore 26	3,383
22-Jul	SA	W, 84-82 (OT)	13-Oct	Perkins 27	Price 7	Dales 4	Young 25	3,286
26-Jul	@ DET	W, 83-73	13-Nov	Dupree 24	Dupree 12	Canty 5	Feenstra 13/Latta 13	9,238
27-Jul	PHO	L, 96-98	14-Nov	Dales 23	Melvin 8/Price 8	Canty 8	Taurasi 26	4,053
29-Jul	HOU	W, 88-70	14-Dec	Dales 18	Melvin 5	Joens 5/Canty 5	Turner 11	3,469
31-Jul	@ CT	L, 56-74	15-Dec	Perkins 17	Dupree 7/Perkins 7	Joens 3/Canty 3	Douglas 18	8,048
3-Aug	DET	L, 60-66	16-Dec	Perkins 19	Perkins 7	Perkins 3/Price 3/Canty 3	Pierson 15	4,635
5-Aug	@ WAS	L, 66-71	17-Dec	Dupree 18	Melvin 12	Canty 5	Milton-Jones 20	8,395
7-Aug	IND	L, 70-75 (2OT)	18-Dec	Melvin 26	Dupree 20	Dales 4/Perkins 4/Canty 4	DeForge 16	5,029
11-Aug	CT	L, 66-88	19-Dec	Dupree 18	Dupree 6	Melvin 4/Perkins 4	Dydek 18	4,261
14-Aug	NY	W, 77-65	13-19	Perkins 24	Wycoff 10	Canty 9	Davenport 14	5,443
16-Aug	@ HOU	W, 81-70	14-19	Dales 17	Dupree 9	Canty 7	Thompson 33	6,814
19-Aug	@ NY	L, 52-58	14-20	Canty 14	Wycoff 9	Canty 2	Christon 15	9,520

2006 SEASON



2006 CHICAGO SKY SEASON

Back Row (from left): Video Coordinator Michael Fischer, Assistant Coach Steven Key, Owner Michael Alter, President and CEO Margaret Stender, Head Coach Dave Cowens, Head Athletic Trainer Georgia Fischer

Front Row (from left): Coretta Brown, Jia Perkins, Katie Cronin, Amanda Lassiter, Brooke Wyckoff, Stacey Lovelace, Bernadette Ngoyisa, Candice Dupree, Liz Moeggenberg, Stacey Dales, Deanna Jackson, Chelsea Newton

2006 Regular Season Stats

	FIELD GOALS						3-POINT FG			FREE THROWS			REBOUNDS											
PLAYER	G	GS	MIN	FG	FGA	PCT	FG	FGA	PCT	FT	FTA	PCT	OFF	DEF	TOT	AST	PF	DQ	STL	TO	BLK	PTS	AVG	
Candice Dupree	34	31	1,032	186	407	.457	0	5	.000	95	122	.779	55	133	188	60	72	0	43	25	60	467	13.7	
Bernadette Ngoyisa	30	23	627	122	231	.528	0	0	.000	58	98	.000	65	105	170	28	89	1	14	7	60	302	10.1	
Jia Perkins	30	27	841	105	299	.351	18	65	.277	54	67	.806	33	74	107	97	72	0	43	13	56	282	9.4	
Amanda Lassiter	32	29	778	93	254	.366	49	149	.329	22	31	.710	25	63	88	65	89	3	42	17	57	257	8.0	
Stacey Lovelace	34	6	623	95	229	.415	19	63	.302	44	56	.786	48	88	136	22	69	0	19	20	53	253	7.4	
Chelsea Newton	27	11	648	52	155	.335	13	49	.265	59	80	.738	19	52	71	58	69	0	36	7	40	176	6.5	
Stacey Dales	23	16	454	52	147	.354	25	81	.309	32	46	.696	6	21	27	40	39	0	9	1	32	161	7.0	
Deanna Jackson	22	1	328	49	124	.395	1	3	.333	33	51	.647	32	34	66	13	38	0	9	3	22	132	6.0	
Elaine Powell	14	3	251	26	60	.433	0	3	.000	17	24	.708	7	18	25	37	26	0	13	3	26	69	4.9	
Elaine Powell (TOT)	25	3	371	29	76	.382	0	5	.000	25	38	.658	14	24	38	52	35	0	16	3	35	83	3.3	
Liz Moeggenberg	27	1	277	20	63	.317	4	12	.333	14	30	.467	27	19	46	17	14	0	10	6	15	58	2.1	
Brooke Wyckoff	15	13	345	16	66	.242	1	10	.100	8	10	.800	15	25	40	33	40	0	14	12	16	50	3.3	
Coretta Brown	15	2	252	16	59	.271	1	12	.083	4	8	.500	4	18	22	26	12	0	10	0	18	48	3.2	
Katie Cronin	11	0	134	9	30	.300	4	13	.308	2	7	.286	3	9	12	2	18	0	6	2	11	24	2.2	
Ashley Robinson	12	5	124	9	29	.310	1	1	1.000	2	6	.333	16	18	34	6	19	0	2	8	10	21	1.8	
Ashley Robinson (TOT)	29	5	321	18	54	.333	1	2	.500	5	16	.313	34	44	78	13	53	0	8	16	22	42	1.4	
SKY	34	-	6,800	858	2,175	.394	157	536	.293	449	643	.698	357	680	1,037	509	674	4	277	527	125	2,322	68.3	
OPPONENTS	34	-	6,800	971	2,147	.452	200	536	.373	545	736	.740	379	860	1,239	623	584	1	262	535	120	2,687	79.0	

2006 Game by Game Results

DATE	OPPONENT	W/L	FGM-A	FG%	3GM-A	FTM-A	OFF	DEF	TOT	AST	PF	ST	TO	BS	FINAL SCORE
5/20	@CHA	1-1	26-60	0.433	5-15	26-31	8	15	23	14	28	17	21	5	W, 83-82
5/23	SAC	1-1	24-54	0.444	3-12	12-19	8	19	27	17	18	7	16	7	L, 76-63
5/26	IND	1-2	24-73	0.329	3-14	9-13	16	18	34	13	23	10	15	9	L, 75-60
5/30	LA	1-3	18-64	0.281	6-23	13-18	10	24	34	10	22	10	15	5	L, 64-55
6/2	@HOU	1-4	23-67	0.343	5-18	9-12	8	25	33	14	25	8	17	0	L, 71-60
6/4	DET	1-5	23-67	0.343	8-15	12-17	13	20	33	18	26	5	14	3	L, 81-66
6/7	@SEA	1-6	30-70	0.429	2-12	11-16	8	21	29	20	21	8	17	6	L, 86-73
6/9	@LA	1-7	29-73	0.397	3-12	4-8	15	19	34	15	14	8	17	4	L, 73-65
6/10	@SAC	1-8	27-60	0.450	5-14	11-17	13	19	32	16	23	3	16	3	L, 80-70
6/15	SEA	1-9	24-58	0.414	5-13	8-14	8	14	22	16	17	5	13	5	L, 74-61
6/17	SA	1-10	23-69	0.333	1-9	18-24	19	22	41	13	19	11	17	6	L, 69-65
6/21	@IND	1-11	22-68	0.324	3-19	8-13	20	13	34	11	14	11	19	3	L, 77-55
6/23	CT	1-12	31-72	0.431	7-19	10-15	8	19	27	16	18	8	10	4	L, 84-79
6/25	@PHO	1-13	30-66	0.455	4-15	13-20	7	19	26	9	22	7	13	9	L, 90-77
6/29	CHA	2-13	26-63	0.413	3-9	20-25	9	22	31	17	22	7	6	4	W, 75-69
7/1	@SA	2-14	22-67	0.328	5-15	8-10	9	27	36	16	15	8	12	4	L, 69-57
7/7	NY	3-14	27-54	0.474	1-11	23-30	8	25	33	15	20	7	12	2	W, 78-73
7/9	@WAS	3-15	29-59	0.492	8-16	17-22	8	20	28	17	25	4	13	2	L, 89-83
7/14	HOU	3-16	29-63	0.460	6-16	13-18	10	16	26	19	23	7	13	0	L, 82-77
7/16	WAS	3-17	26-63	0.413	8-16	15-26	12	16	28	14	18	12	14	3	L, 83-75
7/19	@MIN	3-18	32-72	0.444	5-17	13-19	10	22	32	19	22	16	12	1	L, 90-82
7/20	@CT	3-19	29-73	0.397	7-20	7-10	12	19	31	20	16	8	13	1	L, 86-72
7/22	@DET	3-20	28-77	0.364	8-23	6-11	15	23	38	16	21	5	10	1	L, 89-70
7/25	NY	3-21	27-64	0.422	3-18	15-24	12	22	35	17	17	4	8	3	L, 79-72
7/27	@WAS	3-22	28-57	0.491	4-8	14-20	5	14	19	21	21	7	13	1	L, 92-74
7/28	MIN	4-22	26-60	0.433	8-18	19-28	10	23	33	16	16	8	8	5	W, 79-65
7/30	IND	4-23	28-63	0.444	2-12	6-12	9	18	27	22	17	12	16	0	L, 69-64
8/1	PHO	4-24	20-68	0.294	8-30	22-31	11	23	34	14	22	5	9	8	L, 90-70
8/4	DET	4-25	15-54	0.278	1-15	18-26	9	23	32	8	23	9	23	4	L, 76-49
8/5	@NY	4-26	24-55	0.436	5-17	16-16	4	15	19	14	19	12	16	4	L, 80-69
8/8	CT	4-27	22-66	0.333	4-21	11-16	14	20	34	14	19	4	17	4	L, 85-59
8/10	@DET	4-28	17-65	0.262	2-17	12-17	13	16	29	7	15	8	13	5	L, 82-48
8/12	@CHA	4-29	20-55	0.364	2-12	15-25	8	28	36	6	16	9	19	1	L, 84-57
8/13	@IND	5-29	29-53	0.547	7-15	15-20	7	20	27	15	17	7	20	3	L, 80-73

PLAYOFF HISTORY

2014 Playoff Game by Game Results

DATE	OPPONENT	W/L	FGM-A	FG%	3GM-A	FTM-A	OFF	DEF	TOT	AST	PF	ST	TO	BS	FINAL SCORE
8/22	@ATL	1-0	31-66	0.470	6-13	12-14	6	29	35	20	18	7	13	3	W, 80-77
8/24	ATL	1-1	28-64	0.438	4-18	23-29	7	19	26	17	19	5	15	2	L, 83-92
8/26	@ATL	2-1	29-65	0.446	3-17	20-27	7	21	28	19	21	5	9	6	W, 81-80
8/30	@IND	2-2	24-56	0.429	1-8	21-26	11	25	36	6	23	3	12	10	L, 70-77
9/1	IND	3-2	31-71	0.437	4-11	20-25	8	27	35	22	24	7	11	13	W, 86-84
9/3	@IND	4-2	24-55	0.436	7-15	20-24	5	18	23	15	18	6	8	6	w, 75-62
9/7	@PHX	4-3	22-69	0.319	2-14	16-16	13	19	32	10	11	9	14	3	L, 62-83
9/9	@PHX	4-4	27-72	0.375	4-11	10-13	10	19	29	10	17	8	10	3	L, 68-97
9/12	PHX	4-5	32-68	0.471	4-10	14-17	8	22	30	19	15	6	10	4	L, 82-87

2014 Playoff Player Statistics

Chicago Sky	Record (W-L) : 4-5	Home(1-2)	Away(3-3)																									
3-POINT																			---REBOUNDS---									
NO	PLAYER	GP-GS	MIN	FGM-FGA	FG%	FGM-FGA	FG%	FTM-FTA	FT%	OFF	DEF	TOT/AVG	AST	PF-DQ	STL	TO	BLK	PTS/AVG										
11	Delle Donne, E	9-9	277:36	53-110	0.482	11-29	0.379	34-37	0.919	6	24	30/3.3	14	15-0	3	7	14	151/16.8										
34	Fowles, S	9-9	325:26	56-104	0.538	0-0	0.000	34-44	0.773	28	59	87/9.7	2	28-0	15	19	14	146/16.2										
14	Quigley, A	9-0	230:46	40-97	0.412	13-38	0.342	35-39	0.897	5	19	24/2.7	19	16-0	3	23	5	128/14.2										
10	Prince, E	9-9	261:42	29-98	0.296	9-33	0.273	16-20	0.800	9	22	31/3.4	19	24-0	14	13	7	83/9.2										
1	Young, T	9-9	268:16	28-65	0.431	0-0	0.000	11-21	0.524	11	27	38/4.2	13	28-0	6	11	4	67/7.4										
22	Vandersloot, C	9-9	268:00	23-60	0.383	2-15	0.133	17-20	0.850	6	15	21/2.3	58	26-1	12	19	2	65/7.2										
51	Breland, J	7-0	90:40	8-21	0.381	0-0	0.000	0-0	0.000	6	22	28/4.0	7	8-0	1	3	4	16/2.3										
21	Faulkner, J	9-0	52:39	7-19	0.368	0-2	0.000	6-6	1.000	0	4	4/0.4	5	8-0	0	4	0	20/2.2										
9	Gatling, M	5-0	21:48	3-5	0.600	0-0	0.000	0-0	0.000	1	2	3/0.6	0	4-0	0	0	0	6/1.2										
25	Brandon, G	2-0	04:05	0-2	0.000	0-0	0.000	2-2	1.000	1	1	2/1.0	1	0-0	0	0	0	2/1.0										
45	Goodlett, S	7-0	28:51	1-4	0.250	0-0	0.000	1-2	0.500	2	3	5/0.7	0	7-0	2	2	0	3/0.4										
0	Clements, C	5-0	20:12	0-1	0.000	0-0	0.000	0-0	0.000	0	1	1/0.2	0	2-0	0	1	0	0/0.0										
Team												76							17									
Chicago Sky		9-45	1850:00	248-586	0.423	35-117	0.299	156-191	0.817	75	199	350/38.9	138	166-1	56	119	50	687/76.3										
Team												68							8									
OPPONENTS		9-45	1850:00	280-623	0.449	45-138	0.326	134-165	0.812	100	229	397/44.1	165	181-2	59	105	45	739/82.1										

PLAYOFF HISTORY

2013 Playoff Game by Game Results

DATE	OPPONENT	W/L	FGM-A	FG%	3GM-A	FTM-A	OFF	DEF	TOT	AST	PF	ST	TO	BS	FINAL SCORE
9/20	IND	0-1	24-58	0.414	3-9	21-24	5	16	21	17	16	6	8	6	L, 72-85
9/22	@IND	0-2	17-57	0.298	1-8	22-28	7	23	30	7	24	9	14	3	L, 57-79

2013 Playoff Player Statistics

Chicago Sky	Record (W-L) : 0-2	Home(0-1)	Away(0-1)																
				3-POINT					---REBOUNDS---										
NO	PLAYER	GP-GS	MIN	FGM-FGA	FG%	FGM-FGA	FG%	FTM-FTA	FT%	OFF	DEF	TOT/AVG	AST	PF-DQ	STL	TO	BLK	PTS/AVG	
34	Fowles, S	2-2	70:35	12-26	0.462	0-0	0.000	6-11	0.545	6	18	24/12.0	1	7-0	4	8	4	30/15.0	
11	Delle Donne, E	2-2	63:17	8-21	0.381	0-3	0.000	14-14	1.000	3	4	7/3.5	4	5-0	1	2	4	30/15.0	
10	Prince, E	2-2	67:02	8-24	0.333	2-7	0.286	11-11	1.000	0	3	3/1.5	1	6-0	3	0	0	29/14.5	
22	Vandersloot, C	2-2	58:48	6-20	0.300	0-1	0.000	2-2	1.000	0	4	4/2.0	9	8-0	2	6	1	14/7.0	
8	Cash, S	2-2	55:39	2-6	0.333	0-3	0.000	7-8	0.875	0	3	3/1.5	2	5-0	3	2	1	11/5.5	
1	Young, T	2-0	32:50	2-5	0.400	0-0	0.000	3-4	0.750	0	3	3/1.5	2	5-0	2	0	0	7/3.5	
14	Quigley, A	2-0	25:06	2-8	0.250	1-2	0.500	0-0	0.000	0	0	0/0.0	3	2-0	0	1	0	5/2.5	
7	Murphy, S	2-0	16:00	1-2	0.500	1-1	1.000	0-2	0.000	0	3	3/1.5	1	1-0	0	0	0	3/1.5	
17	Warley-Talbert, A	2-0	09:25	0-3	0.000	0-0	0.000	0-0	0.000	3	1	4/2.0	1	1-0	0	0	0	0/0.0	
25	Campbell, M	1-0	01:18	0-0	0.000	0-0	0.000	0-0	0.000	0	0	0/0.0	0	0-0	0	0	0	0/0.0	
30	Swords, C	0-0	00:00	0-0	0.000	0-0	0.000	0-0	0.000	0	0	0/0.0	0	0-0	0	0	0	0/0.0	
Team												18				1			
Chicago Sky		2-10	400:00	41-115	0.357	4-17	0.235	43-52	0.827	12	39	69/34.5	24	40-0	15	20	10	129/64.5	
Team												14				1			
OPPONENTS		2-10	400:00	59-122	0.484	15-32	0.469	31-38	0.816	15	55	84/42.0	34	42-0	9	24	5	164/82.0	

The WNBA



WNBA TIMELINE

April 24, 1996

Women's basketball announces "We Got Next" as the NBA Board of Governors approves the concept of a WNBA.

August 7, 1996

Val Ackerman is named first president of the WNBA.

October 23, 1996

Houston Comets forward Sheryl Swoopes becomes the first player signed by the WNBA.

October 30, 1996

WNBA announces eight teams to compete in the inaugural season – Charlotte, Cleveland, Houston, Los Angeles, New York, Phoenix, Sacramento and Utah.

January 22, 1997

The league's first 16 players are allocated to teams, an elite group comprised of Olympians and collegiate stars.

April 19, 1997

WNBA and Spalding introduce the league's official orange-and-oatmeal game ball during WNBA Pre-Draft Camp at Disney's Wide World of Sports complex in Orlando.

April 28, 1997

Tina Thompson is the first No. 1 draft pick, selected by the Houston Comets in the inaugural WNBA Draft.

June 21, 1997

The New York Liberty and the Los Angeles Sparks tip-off the first WNBA game at the Great Western Forum in Los Angeles. Sparks guard Penny Toler scores the league's first basket at 19:01. New York wins 67-57.

June 23, 1997

Utah Starzz becomes first team to pass the 100-point mark in a 102-89 victory over the Los Angeles Sparks.

July 2, 1997

New York Liberty center Rebecca Lobo wins her 100th consecutive personal victory when the Liberty defeat the Houston Comets 70-67. Winning streak comprises

Lobo's 35-0 senior season at the University of Connecticut, 60-0 as member of U.S.

Olympic Team and 5-0 as a member of the Liberty. The streak ends at 102.

August 30, 1997

The Houston Comets become the first WNBA Champions, employing the unstoppable Cynthia Cooper and a suffocating defense for a 65-51 victory over the New York Liberty at The Summit.

October 1, 1997

The WNBA announces that franchises in Detroit and Washington will join the fold as expansion teams for the 1998 season.

April 22, 1998

The league announces the addition of expansion teams in Orlando and Minnesota for the 1999 season, bringing the total number of teams to 12.

June 19, 1998

Los Angeles Sparks center Lisa Leslie sets a WNBA record by pulling down 21 rebounds in the Sparks' victory over the New York Liberty.

June 21, 1998

Lisa Leslie notches her seventh-straight double-double, setting a WNBA record.

July 18, 1998

Houston's Cynthia Cooper becomes the first player to reach 1,000 points during Comets' 75-44 rout of the Sacramento Monarchs.

July 29, 1998

Sacramento Monarchs guard Ticha Penicheiro dishes out 16 assists in a 75-67 loss vs. the Cleveland Rockers to set a WNBA record.

August 29, 1998

In Game 2 of the WNBA Finals, the Houston Comets, trailing the Phoenix Mercury 1-0 in the best-of-three series, erases a 12-point deficit in the final 7:24 to force overtime. Houston wins the series and claims its second of four titles.

April 29, 1999

The WNBA and WNBA reaches final accord as the league's first Collective Bargaining Agreement is signed.

June 7, 1999

WNBA announces the addition of four expansion teams for the 2000 season – Indiana, Miami, Portland and Seattle. The WNBA family now includes 16 teams.

June 29, 1999

The Sacramento Monarchs and the Minnesota Lynx combine for a WNBA-record 21 three-pointers (10 by Sacramento, 11 by Minnesota) in the Monarchs' 86-72 victory over the Lynx.

July 14, 1999

Whitney Houston sings the National Anthem in front of an electrified crowd on hand at Madison Square Garden to witness the Inaugural WNBA All-Star Game. The West defeats the East 79-61 and Lisa Leslie is named MVP.

July 27, 1999

Sheryl Swoopes records the WNBA's first triple-double with 15 points, 14 rebounds and 10 assists in an 85-46 win over Detroit at the Compaq Center.

September 4, 1999

New York Liberty guard Teresa Weatherspoon nails a shot from beyond the midcourt line with 2.4 seconds remaining to give the Liberty a 68-67 victory over the Houston Comets in Game 2 of the WNBA Finals. The shot sends the series to a decisive Game 3, which the Comets win to claim their third straight WNBA title.

June 7, 2000

Cleveland Rockers forward Eva Nemcova ends her record-streak of 66 consecutive free throws with a miss against Orlando. Nemcova did not miss from the foul line from June 14, 1999 to June 5, 2000.

July 17, 2000

The West defeats the East 73-61

WNBA TIMELINE

at the 2000 WNBA All-Star Game, hosted by the Phoenix Mercury at America West Arena. Houston's Tina Thompson captures MVP honors.

August 25, 2000

Cleveland Rockers guard Suzie McConnell Serio is named the recipient of the first Kim Perrot Sportsmanship Award presented by American General, named in honor of Houston's Kim Perrot, who died of cancer in 1999.

August 26, 2000

Cynthia Cooper turns in a clutch performance to earn her fourth WNBA Finals MVP as the Houston Comets claim fourth straight title by defeating the New York Liberty. In Game 1 at Madison Square Garden, Cooper converts a crucial three-point play with 25.4 seconds remaining to push the Comets' lead to five. In Game 2, she scores six of her 25 points in overtime and nine of Houston's final 18 points. It marks Cooper's last appearance in the WNBA Finals. She retires as the WNBA's all-time scoring leader.

June 2, 2001

Houston's Van Chancellor becomes first WNBA coach to record 100 victories as the Comets defeat the Detroit Shock 74-73.

June 7, 2001

Utah Starzz center Margo Dydek records the WNBA's second triple-double, setting a league record for blocked shots in the process as her 12 points, 11 rebounds and 10 blocks leads Utah to an 82-79 win over Orlando.

July 3, 2001

Washington and Seattle battle through quadruple overtime – the longest game in WNBA history – before the Mystics edge the Storm 72-69.

July 7, 2001

Minnesota Lynx guard Katie Smith sets the WNBA

single-game scoring record with a 46-point performance, including six three-pointers, in a 100-95 overtime loss to Los Angeles.

July 14, 2001

The West wins the 2001 WNBA All-Star Game in Orlando, defeating the East 80-72. Lisa Leslie earns her second All-Star MVP award.

July 30, 2001

Lisa Leslie scores her 2,538th point to become the WNBA's career scoring leader, surpassing Cynthia Cooper.

August 10, 2001

Katie Smith scores 22 points in Minnesota's 65-51 win over Seattle to break the WNBA single-season scoring record of 686 points set by Cynthia Cooper in 1999.

August 11, 2001

Los Angeles becomes the first team to go undefeated at home for an entire season, finishing 16-0 at the STAPLES Center.

August 27, 2001

The Charlotte Sting, after dropping the opener of the Eastern Conference Finals at home, go into Madison Square Garden and take both games against the Liberty to derail New York's hopes of making a third consecutive trip to the WNBA Finals. Charlotte advances to the Finals after a 1-10 season start.

September 1, 2001

The Los Angeles Sparks claim their first WNBA Championship to give the city of Los Angeles a sweep of professional basketball titles in 2001. Lisa Leslie becomes the first WNBA player to capture all three MVP awards in the same season, joining NBA greats Shaquille O'Neal, Michael Jordan and Willis Reed as the only pro hoopsters to accomplish this feat. Sparks coach Michael Cooper becomes the first person to claim NBA and WNBA titles, having won five championships as a player with the Lakers.

September 1, 2001

The WNBA welcomes its 10 millionth fan prior to Game 2 of the WNBA Finals at the STAPLES

Center.

November 13, 2001

The Seattle Storm win the first pick in the 2002 WNBA Draft in the inaugural WNBA Draft Lottery.

June 4, 2002

Katie Smith becomes the WNBA's all-time career leader for three-pointers (233), surpassing Cynthia Cooper (232).

June 5, 2002

Teresa Weatherspoon becomes the first WNBA player to record 1,000 assists during the Liberty's 60-59 victory over the Detroit Shock at Madison Square Garden.

June 8, 2002

The Orlando Miracle and the Cleveland Rockers square off for the longest game in WNBA history. The Miracle claims a 103-99 victory in the 2:57 contest that spans three overtime periods.

June 22, 2002

Utah Starzz forward Natalie Williams records the first 20/20 performance in WNBA history when she scores 22 points and grabs 20 rebounds in Utah's 77-61 win over the Sacramento Monarchs at ARCO Arena.

July 15, 2002

The West earns its fourth straight victory in the 2002 WNBA All-Star Game in Washington, D.C., edging the East 81-76. Lisa Leslie takes All-Star MVP honors for the second straight year and third time in her career.

July 22, 2002

Lisa Leslie becomes the first WNBA player to record 3,000 points during the Sparks' 92-84 victory over Orlando at the STAPLES Center. Leslie records 24 points and 21 rebounds (tying the league record she set on 6/19/98) in the victory.

July 30, 2002

Lisa Leslie becomes the first WNBA

WNBA TIMELINE

player to dunk in a game when she throws down a one-handed break-away layup with 4:44 remaining in the first half in Los Angeles' 82-73 loss to Miami at the STAPLES Center.

August 9, 2002

Margo Dydek becomes the first WNBA player to record 500 career blocks.

August 15, 2002 Washington Mystics forward Chamique Holdsclaw becomes the first player to lead the league in both scoring (19.9 ppg) and rebounding (11.6 rpg) in a single season.

August 29, 2002

Los Angeles Sparks rookie guard Nikki Teasley nails the game-winning shot in the waning seconds of Game 2 of the WNBA Finals to give the Sparks their second consecutive WNBA Championship, defeating the New York Liberty. Lisa Leslie earns WNBA Finals MVP honors for the second straight year.

October 8, 2002

The NBA Board of Governors votes to restructure the WNBA to allow individual team ownership, to allow teams to be owned by non-NBA owners and to be located in non-NBA markets.

October 21, 2002

The WNBA announces that the Miracle will be relocated from Orlando to a city to be designated by the WNBA.

November 27, 2002

The Miami Heat organization elects not to assume ownership of the Sol.

December 5, 2002

The WNBA announces that the Utah Starzz will relocate to San Antonio for the 2003 season.

December 30, 2002

The Portland Trailblazers organization elects not to assume ownership of the Fire.

January 10, 2003

San Antonio announces "Silver Stars" as its official team name.

January 28, 2003

The Connecticut Sun join the WNBA for 2003, as the Mohegan Tribe of Indians become the first non-NBA owner in league history. The Orlando Miracle become the Connecticut Sun.

April 24, 2003

The WNBA holds the second annual Draft Lottery and a Dispersal Draft to disseminate players from the Miami Sol and Portland Fire. The Cleveland Rockers win the lottery, while the Detroit Shock make Ruth Riley, formerly of the Sol, the first selection in the Dispersal Draft.

April 25, 2003

At 3 a.m., the WNBA and the WNBA sign the league's second Collective Bargaining Agreement. The agreement is for four years, with a league option for a fifth, and gives WNBA players the first free agency rights in the history of women's professional team sports.

April 25, 2003

The league holds the 2003 WNBA Draft, and Cleveland takes Mississippi State's LaToya Thomas as the first overall pick.

May 23, 2003

Chamique Holdsclaw breaks the WNBA record for rebounds in a game grabbing 24 in the Washington Mystics season-opening win over the Charlotte Sting. She also added 22 points and become the first WNBA player to record two 20-point, 20-rebound performances in a career.

June 7, 2003

Seattle Storm center Lauren Jackson becomes the youngest player in WNBA history to reach the 1,000 point milestone at age 22.

June 10, 2003

Minnesota's Katie Smith becomes the first WNBA player to record 300 three-point field goals in

her career.

July 12, 2003

The West captures its fifth straight WNBA All-Star victory at New York's Madison Square Garden by defeating the East All-Stars 84-75, while Los Angeles's Nikki Teasley earns MVP honors.

August 25, 2003

Nikki Teasley finishes the year averaging 11.5 points, 6.3 assists, and 5.1 rebounds becoming the first player in WNBA history to average more than ten points, five assists, and five rebounds in a season.

September 14, 2003

Seattle's Lauren Jackson becomes the first international player to win the WNBA's Most Valuable Player award.

September 16, 2003

The Detroit Shock win their first WNBA title against the Los Angeles Sparks in front of a sell-out crowd and record attendance of 22,076. Detroit's Ruth Riley records a career high 27 points in Game Three and earns the series MVP.

September 23, 2003

Rebecca Lobo, one of three original WNBA players, (together with Sheryl Swoopes and Lisa Leslie) signed by the league, retires after a seven-year career.

December 3, 2003

The Phoenix Mercury win the first pick in the WNBA Draft in the 2004 WNBA Draft Lottery.

December 17, 2003

The Board of Governors announces three rules changes. The three-point line moves from 19' 9" to 20' 6¼", and the lane is widened from 12' to the NBA width of 16'. The 30-second shot clock resets to 20 seconds (as opposed to 30 seconds under the previous rule) when a defensive foul or other defensive violation occurs with less than 20 seconds remaining on the shot clock.

January 6, 2004

The WNBA holds a Dispersal Draft to disseminate the players from the

WNBA TIMELINE

Cleveland Rockers. The Phoenix Mercury select forward Penny Taylor with the first overall selection.

April 17, 2004

The league holds the 2004 WNBA Draft, and Phoenix takes the University of Connecticut's Diana Taurasi as the #1 overall pick.

June 17, 2004

Ticha Penicheiro passes Teresa Weatherspoon to take over the number one spot in career assists.

July 29, 2004

Lisa Leslie scores her 4,000th career point and becomes the first WNBA player to reach the milestone.

August 2-31, 2004

The WNBA stops play to give players the opportunity to compete in the 2004 Olympic Games in Athens, Greece.

August 5, 2004

USA Basketball defeats the WNBA All-Stars 74-58 as the two teams face-off in the historic game at Radio City Music Hall in New York City. The game was a send off for the US Women's National Team as they prepared to compete in the 2004 Olympic Games in Athens.

September 10, 2004

Lisa Leslie records the WNBA's third triple-double, tying Margo Dydek's record for blocked shots in the process as her 29 points, 15 rebounds and 10 blocked shots leads Los Angeles to an 81-63 victory over the Detroit Shock.

October 12, 2004

The Seattle Storm win their first WNBA title against the Connecticut Sun before a sell-out crowd of 17,072. For the first time in WNBA history, all three games of the WNBA Finals were sell-outs. Seattle guard Betty Lennox averaged 22.3 points for the three games on her way to earning the series MVP.

December 1, 2004

The Charlotte Sting beat the odds to win the first pick in the 2005 WNBA Draft in the fourth annual WNBA Draft Lottery. Charlotte had only a 9.7 percent chance of capturing the first pick.

February 8, 2005

NBA Commissioner David Stern announces that the WNBA will be expanding to Chicago for the 2006 season. The Chicago Sky becomes the second WNBA team to be owned and run by an entity outside of the NBA. In 2003, the Connecticut Sun became the first independently owned and operated WNBA team.

February 15, 2005

Donna Orender is appointed by David Stern as the second president of the WNBA.

April 16, 2005

The league holds the 2005 WNBA Draft, and Charlotte takes the University of Minnesota center Janel McCarville as the #1 overall pick.

May 24, 2005

Sheila Johnson, co-founder of Black Entertainment Television, becomes the WNBA's first African-American female owner when she joined Ted Leonsis' Lincoln Holdings LLC, which in turn purchased the Washington Mystics from Washington Wizards' owner Abe Pollin.

July 13, 2005

Katie Smith becomes the first woman in U.S. basketball history to score 5,000 points in her professional career (WNBA and ABL).

August 18, 2005

Anne Donovan becomes the first female WNBA coach – and fourth overall in the league – to win 100 games.

September 18, 2005

Sheryl Swoopes becomes the first three-time WNBA Most Valuable Player in league history.

September 20, 2005

The Sacramento Monarchs clinch the 2005 WNBA Championship, bringing the city of Sacramento their first basketball title.

October 24, 2005

The Minnesota Lynx beat the odds to win the first pick in the 2006 WNBA Draft in the fifth annual WNBA Draft Lottery. Minnesota had only a 16.7 percent chance of capturing the first pick.

February 1, 2006

The WNBA announces the 2006 WNBA Draft and Pre-Draft Camp will be held in Boston, site of the NCAA Women's Final Four. The WNBA events will conclude a week-long celebration of women's basketball emanating from Boston.

April 5, 2006

The league holds the 2006 WNBA Draft, and Minnesota takes the Louisiana State University's Seimone Augustus as the #1 overall pick.

June 13, 2006

The WNBA All-Decade Team is selected by fans, a panel of national and WNBA-market media and the league's current players and coaches. The team is comprised of the 10 best and most influential players from its first 10 years of play. Players named were: Sue Bird, Tamika Catchings, Cynthia Cooper, Yolanda Griffith, Lauren Jackson, Lisa Leslie, Katie Smith, Dawn Staley, Sheryl Swoopes and Tina Thompson. Van Chancellor, who led the Houston Comets to consecutive WNBA championships in the league's first four seasons, was named the WNBA's Coach of Decade.

June 23, 2006

In a game against the San Antonio, Los Angeles Sparks center Lisa Leslie scores the 5,000th point in her WNBA career and becomes the first player in WNBA history to reach that milestone.

WNBA TIMELINE

July 12, 2006

The 2006 WNBA All-Star Game takes place at New York City's Madison Square Garden. Four rookies – Seimone Augustus, Cappie Pondexter, Sophia Young and Candice Dupree – are named All-Stars. The East squad, led by All-Star MVP Katie Douglas of the Connecticut Sun, earns its first-ever victory with a 98-82 decision. Off the court, the inaugural All-Star Salute: Celebrating Inspiration Luncheon is a key highlight of the festivities as former Secretary of State Madeleine Albright is the keynote speaker.

August 10, 2006

Diana Taurasi scores a WNBA single-game record 47 points in a triple-overtime game against Houston. Taurasi would also finish the 2006 season with new WNBA records for most points in a single-season (860) and highest scoring average in a single season (25.3).

August 30, 2006

As part of the League's 10th Anniversary season, the WNBA Greatest Moment presented by AOL.com is unveiled during Game 1 of the 2006 WNBA Finals. Fans, who were able to log on to www.aol.com/wnba, voted Teresa Weather- spoon's half-court, buzzer-beater – a shot that propelled the New York Liberty to victory in Game 2 of the 1999 WNBA Finals and on to a deciding Game 3 against the Houston Comets – as their favorite moment in the WNBA's 10-year history.

September 3, 2006

Lisa Leslie of the Los Angeles Sparks is named MVP for the third time in her career after having also earned the honor in 2001 and 2004. Leslie joined the Houston Comets' Sheryl Swoopes as the only players in WNBA history to capture MVP honors three times.

September 9, 2006

The 2006 WNBA Finals see the

Detroit Shock earn their second league championship when they topped the Sacramento Monarchs in the first WNBA Finals match up ever to reach a fifth and deciding game. The historic game featured a sellout crowd of 19,671 at Joe Louis Arena in Detroit, the second highest Finals crowd in WNBA history. Detroit's Deanna Nolan is named Finals MVP.

October 26, 2006

The Phoenix Mercury wins the sixth annual Draft Lottery and earns the top pick in the 2007 WNBA Draft. It marks the first time that the team whose odds of winning the top pick were mathematically the smallest actually came away with the #1 pick.

November 7, 2006

The WNBA announces the creation of the Dawn Staley Community Leadership Award. The award will be presented to the player who best exemplifies the characteristics of a leader in the community and will reflect Staley's contagious leadership, spirit, charitable efforts and love for the game.

December 7, 2006

The WNBA Board of Governors approves the sale of the Los Angeles Sparks to an investment group led by Katherine E. Goodman and Carla J. Christofferson.

December 13, 2006

The Charlotte Bobcats Organization announces that it will no longer operate the Charlotte Sting.

January 8, 2007

The WNBA holds a Dispersal Draft to disseminate the players from the Charlotte Sting. The Chicago Sky select guard Monique Currie with the first overall selection.

January 30, 2007

Rule changes are announced for

the 2007 season and include the following: the backcourt rule requires offensive teams to bring the ball across the mid-court line within eight seconds rather than 10 seconds; the timeout rule requires that officials grant requests for a timeout (full or 20-second) by a player in the game or the head coach; and the teams will now be able to designate 11 active players and up to two inactive players on playoff rosters, with the ability to activate any inactive players on a game-by-game basis.

January 31, 2007

The WNBA Board of Governors approves the sale of the Houston Comets to Hilton Koch/Hilton Acquisitions, LLC.

February 16, 2007

Electronic Arts announces that six WNBA players are featured in a new videogame NBA STREET Homecourt. Sue Bird, Tamika Catchings, Lauren Jackson, Lisa Leslie, Sheryl Swoopes and Diana Taurasi are the first female professional athletes to ever be featured and go head-to-head with their male counterparts in a videogame.

March 31, 2007

Former University of Texas Head Coach Jody Conradt becomes the inaugural recipient of the WNBA Inspiring Coach Award.

April 4, 2007

The 2007 WNBA Draft presented by adidas takes place in Cleveland, marking the second straight year that the draft was held immediately following the NCAA Women's Division I Championship Game and conducted in the same city as the Final Four. The Phoenix Mercury make Lindsey Harding the top overall pick before trading her to the Minnesota Lynx in exchange for Tangelia Smith. The fast-paced draft earned a place in league history when Jessica Davenport, the second overall pick, was subsequently traded from San Antonio to

WNBA TIMELINE

New York in exchange for all-star guard Becky Hammon and a future selection. It marked the first time in WNBA history that the top two picks were traded on Draft Day.

July 15, 2007

The 2007 WNBA All-Star Game, the league's eighth such contest, is played in front of a sellout audience on July 15 at the Verizon Center in Washington, D.C. A crowd of 19,487 fans witnessed the East defeat the West, 103-99, as Cheryl Ford of the Detroit Shock clinched the MVP honors. A key highlight of the All-Star festivities in 2007 was the second annual All-Star Salute: Inspiring Women Luncheon, featuring keynote speaker and Secretary of State Dr. Condoleezza Rice.

July 15, 2007

Signaling a major milestone in its second decade, the WNBA reaches an eight-year agreement with ESPN to have ABC, ESPN and ESPN2 televise games through the 2016 season. The agreement was announced in conjunction with the 2007 WNBA All-Star Game by Donna Orender, WNBA President, and John Skipper, ESPN Executive Vice President, Content. The agreement extends the WNBA's relationship with ESPN, which began with the league's inaugural season in 1997, to 20 seasons.

July 24, 2007

Seattle's Lauren Jackson scores 47 points in a 97-96 overtime loss to the Washington Mystics, tying Diana Taurasi for the WNBA record for most points in a single game.

July 27, 2007

Lauren Jackson scores her 4,000th career point during a 89-75 win over the Indiana Fever, becoming the youngest and fastest player in league history to reach the milestone. Jackson reaches the milestone in 209 games.

September 5, 2007

Lauren Jackson is named MVP of the league for the second time in her career after having also earned

the honor in 2003. Jackson led the WNBA in scoring, rebounding and double-doubles and was also named the WNBA's Player of the Week on five occasions. Jackson joined Lisa Leslie, Sheryl Swoopes and Cynthia Cooper as the only players in WNBA history to capture multiple MVP honors.

September 16, 2007

The 2007 WNBA Finals see the Phoenix Mercury win their first-ever championship behind the play of Diana Taurasi, Penny Taylor and Cappie Pondexter, who was named Finals MVP. The Mercury capped the most exciting WNBA season ever by defeating the defending champion Detroit Shock in five games. It marked the first time that a the WNBA Championship has been won on the road, and Mercury head coach Paul Westhead became the first head coach to win both a WNBA title and an NBA title (1980, Los Angeles Lakers). Total attendance for the 2007 WNBA Finals between the Phoenix Mercury and the Detroit Shock was 74,178, establishing a new all-time WNBA Finals record. In addition, Game 5's crowd of 22,076 at The Palace of Auburn Hills tied the all-time, single-game attendance record for the WNBA Finals (also set on Sept. 16 2003 of the 2003 WNBA Finals, Los Angeles at Detroit).

October 17, 2007

WNBA President Donna Orender announces that the City of Atlanta was awarded a WNBA expansion team for the 2008 season. The new team will be owned and operated by Atlanta businessman J. Ronald Terwilliger.

October 23, 2007

The Los Angeles Sparks win the seventh annual Draft Lottery and earned the top pick in the 2008 WNBA Draft. The Sparks won the lottery for the first time in franchise history, after tying the Minnesota Lynx for fewest wins in 2007.

January 23, 2008

The Atlanta expansion franchise unveils their team name, logo and colors. The

Atlanta Dream's color scheme will consist of sky blue and red.

January 28, 2008

The WNBA and the WNBAPA sign the league's third collective bargaining agreement covering six seasons, commencing with the 2008 season and continuing through 2013.

January 29, 2008

Rule changes are announced for the 2008 season and include the following: the inbound rule will permit a player to pass the ball anywhere (frontcourt or backcourt) on the court during the final minute of the fourth period and the final minute of any overtime period; players not occupying lane spaces shall now remain behind the three-point line (above the free-throw line extended) during free-throws; and instant-replay rules will now require automatic video reviews by the officiating crew in the case of flagrant fouls that result in ejections and other player altercations.

February 6, 2008

The WNBA holds an Expansion Draft to build the inaugural roster of the Atlanta Dream. The Dream selected one player from each team, including Betty Lennox, Katie Feenstra, Erika DeSouza and Kristin Haynie. The Dream also orchestrated trades for Iziane Castro Marques and Ivory Latta.

February 28, 2008

Force 10 Hoops, L.L.C., the entity owned by Seattle businesswomen and civic leaders Anne Levinson, Ginny Gilder, Lisa Brummel and Dawn Trudeau, purchases the Seattle Storm. Seven WNBA teams now fall under the independent ownership model: the Atlanta Dream, Chicago Sky, Connecticut Sun, Houston Comets, Los Angeles Sparks, Seattle Storm and Washington Mystics.

April 4, 2008

North Carolina State Head Coach Kay Yow is honored with the WNBA's Inspiring Coach Award during the Women's Final Four activities in Tampa, Florida.

WNBA TIMELINE

April 9, 2008

The 2008 WNBA Draft presented by adidas takes place in Tampa, marking the third year that the draft was held immediately following the NCAA Women's Division I Championship Game and conducted in the same city as the Final Four. Candace Parker, Sylvia Fowles and Candice Wiggins were selected as the top three overall picks.

May 17, 2008

Candace Parker of the Los Angeles Sparks nearly posts a triple-double in her pro debut on vs. Phoenix. She had 34 points, 12 rebounds and 8 assists. Her 34 points broke the record for a rookie in a debut game.

May 29, 2008

On May 29 in a double-overtime loss at Indiana, Candace Parker becomes the first player in WNBA history to record a 5x5, which is total of five or more in five different categories. Parker had 16 points, 16 rebounds, six blocks, five assists and five steals.

June 6, 2008

Tina Thompson of the Houston Comets becomes just the second player in WNBA history to reach the 5,000 point milestone, joining Lisa Leslie.

June 22 & 24, 2008

Candace Parker dunks in back-to-back games, joining Lisa Leslie as the only players to have dunked in a WNBA game.

June 28, 2008

Lisa Leslie of the Los Angeles Sparks becomes the first WNBA player to record 3,000 career rebounds.

July 30, 2008

Robin Roberts, co-anchor of ABC News' Good Morning America, is honored as the recipient of the 2008 WNBA Inspiration Award. Roberts is the keynote speaker at the WNBA Inspiring Women Luncheon in San Francisco, an event that also honored the U.S. Olympic Women's

Basketball Team and served as a final send-off to the Beijing for the Olympic Games.

July 28-Aug. 27, 2008

The WNBA stops play to give players the opportunity to compete in the 2008 Olympic Games in Beijing, China. The U.S. Olympic Women's Basketball Team defeated Australia in the gold medal game, while Russia defeated China for the bronze. The United States has now won four consecutive Olympic gold medals.

August 31, 2008

Katie Smith of the Detroit Shock reaches the 5,000 career point milestone, joining Lisa Leslie and Tina Thompson.

September 5, 2008

Ticha Penicheiro of the Sacramento Monarchs becomes the first player in WNBA history to record 2,000 career assists.

October 3, 2008

Los Angeles Sparks forward Candace Parker is named the Hanns-G 'Go Beyond' Rookie of the Year as well as the WNBA Most Valuable Player presented by T-Mobile. It marks the first time a rookie won both awards in the same year. The top overall pick in the 2008 WNBA Draft, Parker capped a season in which she also earned All-WNBA First Team honors, two Hanns-G 'Go Beyond' Rookie of the Month Awards (May and July), one Player of the Week Award (Aug. 31) and the Peak Performer Rebounding Award.

October 5, 2008

The 2008 WNBA Finals see the Detroit Shock sweep the San Antonio Silver Stars in three games. The Shock earned their third championship in six years. Detroit's Katie Smith was named Finals MVP.

December 2, 2008

The League announces that the Houston Comets, an original member of the WNBA, would suspend

operations.

December 9, 2008

The WNBA holds a Dispersal Draft of the Houston Comets players. Teams drafted in inverse order of their regular-season finish in 2008. The Atlanta Dream selected Sancho Lyttle with the first pick, the Washington Mystics chose Matee Ajavon with the second selection and the Chicago Sky took Mistie Williams with the third pick.

December 9, 2008

The Atlanta Dream win the eighth annual WNBA Draft Lottery and earned the top pick in the 2009 WNBA Draft. The winning team had 420 chances out of 1,000 to receive the first overall selection. The lottery went exactly according to odds for the first time in WNBA history.

February 5, 2009

The WNBA Board of Governors votes to allow the expanded use of instant replay by game officials. The two modifications will allow referees to use instant replay 1.) to determine at any point during a game whether a field goal was correctly scored as a two- or three-point field goal, and, for the purposes of awarding the correct number of free throws, whether a shooter was fouled while taking a two- or three-point attempt and 2.) when the game clock malfunctions during a play concluding with no time remaining on the clock (0:00) at the end of any quarter or overtime period.

April 7, 2009

University of Tennessee head coach Pat Summit is named the recipient of the WNBA's Inspiring Coach Award.

April 9, 2009

The 2009 WNBA Draft presented by adidas takes place at the NBA Entertainment studios in Secaucus, NJ. Angel McCoughtry, Marissa Coleman and Kristi Toliver were selected as the top three overall picks.

WNBA TIMELINE

May 13, 2009

WNBA LiveAccess, a new feature on WNBA.com that provides fans with free access to more than 200 live game Webcasts, is launched and allows fans around the world to access live game Webcasts on individual team Web sites.

June 1, 2009

The Phoenix Mercury announces a groundbreaking marquee partnership with LifeLock to launch the first-ever branded jersey in WNBA or NBA history. The LifeLock name will appear on the front of Phoenix Mercury player jerseys and on warm-up suits through the 2011 season.

June 5, 2009

The Los Angeles Sparks reach an agreement with the Farmer's Insurance Group of Companies to become the second team to secure a marquee partnership and wear branded jerseys. The Farmer's Insurance Group of Companies name and logo will appear on player jerseys.

June 14, 2009

Tamika Raymond is named the recipient of the 2009 Dawn Staley Community Leadership Award.

July 17, 2009

Sue Bird of the Seattle Storm reaches the 3,000-point plateau, becoming just the third player in league history to score 3,000 points and hand out 1,000 career assists. (Shannon Johnson and Vickie Johnson).

July 29, 2009

Cokie Roberts, political commentator for ABC News, senior news analyst for NPR News, and bestselling author, is honored as the recipient of the 2009 WNBA Inspiration Award. Roberts served as the keynote speaker at the WNBA Inspiring Women Luncheon in Chicago.

August 10, 2009

Lisa Leslie of the Los Angeles Sparks becomes the first player in WNBA history to record 6,000 career points.

August 15, 2009

Lauren Jackson of the Seattle Storm scores her 5,000th point against the Atlanta Dream, becoming the youngest and fastest player in league history to reach the milestone. Jackson joins Lisa Leslie, Tina Thompson and Katie Smith as the WNBA's 5,000 point scorers.

September 5, 2009

Diana Taurasi of the Phoenix Mercury scores her 4,000th point, eclipsing Lauren Jackson as the youngest and fastest player in league history to reach the milestone. Taurasi accomplishes the feat in 197 games.

September 26, 2009

Lisa Leslie tallies 22 points and 9 rebounds in the final game of her WNBA career as the Los Angeles Sparks are defeated by the Phoenix Mercury in the Western Conference Finals. Leslie had previously announced that 2009 would be her final season, and retires as the all-time WNBA leader in points (6,263) and rebounds (3,307).

September 29, 2009

The Mercury's Diana Taurasi wins the WNBA Most Valuable Player Award presented by Kia Motors, marking the first MVP honor of her professional career. Taurasi tallied 20.4 points per game and recorded 20+ points in 20 games in 2009.

October 9, 2009

The Phoenix Mercury defeats the Indiana Fever to clinch the WNBA Championship for the second time in three years. Finals MVP Diana Taurasi, Cappie Pondexter and Penny Taylor led the Mercury and held off a late rally by the tenacious Indiana Fever for a 94-86 victory in the deciding Game 5. The 2009 WNBA Finals also featured three sellouts plus the highest total attendance figure (82,018) in WNBA Finals history. Overall, average attendance for the 2009 WNBA Playoffs increased 18.5% over 2008 (9,979 vs. 8,420).

October 20, 2009

The Detroit Shock relocates to Tulsa, Oklahoma under the ownership of Bill Cameron, David

Box and Tulsa Pro Hoops, LLC. Nolan Richardson is named the team's general manager and head coach.

October 29, 2009

Kathy Betty becomes managing partner of the Atlanta Dream after the investment group Dream Too, LLC purchases the team from Terwilliger.

November 5, 2009

The Minnesota Lynx win the ninth annual WNBA Draft Lottery and earned the top pick in the 2010 WNBA Draft. Minnesota had 428 chances out of 1,000 to receive the first overall selection by virtue of owning New York's combinations (261) in addition to its own (167).

November 20, 2009

The Maloof Family announces that they will no longer operate the Sacramento Monarchs.

December 4, 2009

The WNBA Competition Committee and Board of Governors approves the expanded use of instant replay by game officials in the following situations: 1.) To determine at any point during the game whether a 24-second shot clock violation occurred prior to the release of a successful field goal attempt or prior to a foul being committed and 2.) To determine during the last minute of regulation play and the last minute of any overtime period which player last touched the ball prior to it going out-of-bounds or whether the ball was last touched simultaneously by two opponents.

December 14, 2009

The WNBA holds a Dispersal Draft of the Sacramento Monarchs players. The New York Liberty selected Nicole Powell with the first pick while the Minnesota Lynx chose Rebekkah Brunson second and the Connecticut Sun took DeMya Walker with the third selection. The Chicago Sky selected Courtney Paris and the San Antonio Silver Stars took Laura Harper to round out the top five picks. Teams drafted in inverse order of their regular-season finish in 2009.

January 23, 2010

The Tulsa franchise, with new ownership that brought the team from its former home in Detroit, announces it will keep the name "Shock," and unveils a new logo and color scheme featuring black, red and gold.

April 8, 2010

The 2010 WNBA Draft presented by adidas takes place at the NBA Entertainment studios in Secaucus, NJ. Tina Charles, Monica Wright, Kelsey Griffin, Epiphanny Prince and Jayne Appel, respectively, were the top five selections.

May 15, 2010

The newly relocated Shock – complete with new ownership, a new head coach in Nolan Richardson, new colors and a new logo – tip-off their first game in Tulsa, Oklahoma.

August 8, 2010

Tina Thompson surpasses Lisa Leslie's WNBA career scoring mark of 6,263, making her the highest scoring player in league history.

August 13, 2010

Phoenix's Tangel Smith plays in her 411th career game, breaking Vickie Johnson's previous record for most career games played.

August 15, 2010

In a game against Indiana, rookie Tina Charles of the Connecticut Sun sets WNBA single-season records for most double-doubles and total rebounds in a single season.

September 7, 2010

Atlanta's Angel McCoughtry scores a WNBA Playoffs record 42 points in Game Two of the Eastern Conference Finals, a 105-93 victory over the New York Liberty. In that same game, New York's Cappie Pondexter tallies 36 points. Their combined total of 78 points set a WNBA record for most total points by two players in the same post-season game.

September 16, 2010

The Seattle Storm won the 2010 WNBA championship by

defeating the Atlanta Dream 87-84 in Game 3 of the WNBA Finals in Atlanta's Philips Arena. The Storm swept the Dream 3-0 in the best-of-five series and Seattle center Lauren Jackson, the league's regular season MVP, was named MVP of The Finals. It is the Storm's second championship and first since 2004.

December 3, 2010

Donna Orender steps down as WNBA President to launch her own marketing, media and strategy company.

February 28, 2011

As part of WNBA Live - Manchester 2011 – a new, multiyear partnership between the Manchester (Eng.) City Council and the NBA, WNBA and USA Basketball – it is announced that the Atlanta Dream will participate in the first WNBA game played in Europe. The game is set for May 29, 2011 vs. Standard Life Team GB (Great Britain's national team) at Manchester Evening News Arena. The partnership will promote women in sport and encourage participation in team sports.

March 3, 2011

At a press conference at the AT&T Center in San Antonio, the WNBA announces that the Silver Stars will host the 2011 All-Star Game for the first time in franchise history. The contest, set for Saturday, July 23, is to be the second WNBA All-Star Game played in a Western Conference venue and the first since the 2000 game was held in Phoenix.

March 8, 2011

In honor of Women's History Month and International Women's Day, the WNBA officially announced plans to celebrate its 15th season. Among those would be the selection of the Top 15 Players and the Top 15 Moments in league history. Key among other planned celebrations would be a nationally televised game (ESPN2) in which the New York Liberty would visit the Los Angeles Sparks on June 21, fifteen years to the date of the league's

inaugural game in 1997 featuring those same two teams.

March 28, 2011

Sheryl Swoopes, 40, returns to the WNBA, signing to play with the Tulsa Shock after a two-year hiatus. An inaugural member of the WNBA and a member of the league's All-Decade Team selected in 2006, Swoopes resume includes four WNBA championships as a member of the Houston Comets (1997-2000), three league MVP awards (2000, '02, '05) and three Defensive Player of the Year honors (2000, '02, '03).

April 7, 2011

The Washington Mystics sign a marquee partnership with Inova Health System, becoming the fifth WNBA team to have such a partnership. Players will wear Inova Hospital System's name and logo on the front of their home and away jerseys during the 2011 WNBA season.

April 7, 2011

The WNBA and partner adidas unveiled new uniforms for all 12 teams featuring Revolution 30 technology and women's basketball specific TECHFIT base layers.

April 11, 2011

The WNBA becomes the first professional sports league to conduct its annual Draft at ESPN headquarters in Bristol, Conn. The Minnesota Lynx made Maya Moore the top overall selection of the 2011 WNBA Draft presented by adidas. Australian native Elizabeth Cabbage, selected second by the Tulsa Shock, and Courtney Vandersloot, tapped third by the Chicago Sky, rounded out the top three picks.

April 21, 2011

Laurel J. Richie, a veteran of more than three decades in consumer marketing, corporate branding, public relations and corporate management, is appointed President of the WNBA, NBA Commissioner David Stern announced. Laurel leaves her post as Senior Vice President

WNBA TIMELINE

and Chief Marketing Officer for Girl Scouts of the USA to join the WNBA.

June 21, 2011

The Los Angeles Sparks host the New York Liberty at STAPLES Center in the WNBA's 15th Anniversary Game, played 15 years to the day of the league's inaugural matchup between the same two teams in LA. The Sparks win, 96-91.

July 23, 2011

In honor of the WNBA's 15th season, the league unveiled its "Top 15 Players of All Time" during a halftime ceremony live on ABC at the 2011 WNBA All-Star Game presented by adidas. With consideration given to on-court performance and ability, leadership, sportsmanship, and community service, as well as to contributions to team success and women's basketball, voting was conducted by fans, select national and WNBA-market media, and by current players and coaches. The players named were: Sue Bird, Tamika Catchings, Cynthia Cooper, Yolanda Griffith, Becky Hammon, Lauren Jackson, Lisa Leslie, Ticha Penicheiro, Cappie Pondexter, Katie Smith, Dawn Staley, SherYL Swoopes, Diana Taurasi, Tina Thompson, and Teresa Weather- spoon.

August 9, 2011

In a road game at the Phoenix Mercury, Minnesota Lynx all-stars Lindsay Whalen and Seimone Augustus become the 35th and 36th players to surpass the 3,000-point mark for their respective careers, but the first pair of teammates to eclipse the mark in the same game. In the process, Augustus also tied the Mercury's Diana Taurasi as the fastest player in WNBA history to reach 3,000 (151 games).

August 22, 2011

The WNBA and Boost Mobile, an industry leader in no-contract wireless service, announced a landmark multiyear marketing partnership that made Boost Mobile the first

league-wide marquee partner of the WNBA. As part of the deal, the Boost Mobile brand logo was subsequently featured on the front of the game jerseys of 10 of the WNBA's 12 teams. It marked the first time the WNBA had a league partner with jersey branding for multiple teams throughout the season other than adidas, the league's official outfitter.

October 2, 2011

Despite falling to the host Minnesota Lynx in Game 1 of the WNBA Finals, Atlanta Dream forward Angel McCoughtry set Finals records for points in a quarter (19 in the third), points in a half (27 in the second), and consecutive points (14 from late in the first half into the third quarter).

October 5, 2011

The Atlanta Dream's Angel McCoughtry surpasses the WNBA Finals record (set by her in 2010) for most points in a single game with 38 in a loss to the host Minnesota Lynx.

October 7, 2011

In a celebration of its 15th season, the WNBA and partner Boost Mobile unveiled the Top 15 Moments in league history as voted by fans. The top moment was Teresa Weatherspoon's half-court shot at the buzzer to win Game 2 of the 1999 WNBA Finals for the New York Liberty and send that series to a decisive third game. Ranking second was the WNBA's first ever game (NY Liberty at LA Sparks, June 21, 1997); third was Sparks' center Lisa Leslie throwing down the first dunk in WNBA history in the first half of a game vs. the Miami Sol.

October 7, 2011

The Minnesota Lynx captured their first WNBA title with a 73-67 win over the Atlanta Dream. Lynx guard/forward Seimone Augustus was named Finals MVP after leading the Lynx to a sweep in the best-of-five series. Augustus posted 22 points and seven assists in Game 1 and

had a franchise-playoff record 36 points in Game 2, including 15 in the fourth quarter.

April 16, 2012

The 2008 WNBA Draft presented by Boost Mobile took place at ESPN headquarters in Bristol, CT, marking the second straight year that the draft was held on the campus of the league's broadcast partner. Stanford's Nnemkadi Ogwumike (Sparks), Tennessee's Shekinna Stricklen (Storm), Notre Dame's Devereaux Peters (Lynx), Tennessee's Glory Johnson (Shock), and Miami's Shenise Johnson (Silver Stars) were the top five picks.

June 3, 2012

Angel McCoughtry of the Atlanta Dream sets the WNBA's single-game mark for most successful free throws without a miss, going 17-for-17 vs. Chicago.

June 15, 2012

With a win over Phoenix on June 15, the defending champion Minnesota Lynx set a WNBA record for the best start to a season, going 10-0 out of the gate before being upended by Seattle.

June 16, 2012

Already the WNBA's career steals leader, Tamika Catchings also took over the top spot in league history for career free throws made when she hit six of eight from the charity stripe against Chicago.

June 17, 2012

Connecticut's Tina Charles, with 23 points and 22 rebounds at Atlanta, became the first player in WNBA history to log three 20-20 games in a career.

July 14-Aug. 15, 2012

The WNBA temporarily stops play to give players the opportunity to compete in the 2012 Olympic Games in London. The U.S. Olympic Women's Basketball Team — comprised of 12 WNBA players — defeated France in the gold medal

WNBA TIMELINE

game. The win gave the United States women their fifth consecutive Olympic gold medal and, dating back to the bronze medal game in 1992, stretched the team's winning streak to 41 games.

Sept. 18, 2012

Already the WNBA's all-time leading scorer, Tina Thompson (Seattle) became the first player in the history of the league to surpass 7,000 career points with her jump shot at the 9:03 mark of the second quarter of the Storm's victory over visiting Chicago at KeyArena. The milestone capped a season in which Thompson also became the first WNBA player to top 15,000 minutes played and 2,450 field goals made.

Aug. 28, 2012

A put-back basket against San Antonio by Minnesota Lynx center McWilliams-Franklin, moved the 14-year veteran and six-time All-Star into first place on the WNBA's career list for offensive rebounds, surpassing the 1,049 of Yolanda Griffith.

Sept. 22, 2012

Temeka Johnson of the Tulsa Shock finished the regular season with the league's best single-season mark in history for three-point FG percentage (.531, 34 of 64). On the same day, Ticha Penicheiro of the Chicago Sky plays the final game of her career and, with two assists, increases her WNBA career record to 2,599.

Sept. 26, 2012

The WNBA Draft Lottery (to determine the order of selection of the 2013 WNBA Draft) was held for the first time at ESPN's studios in Bristol, Conn., live during the 6 p.m. ET edition of SportsCenter. The Phoenix Mercury ultimately won the top pick, followed in succession by the Chicago Sky, Tulsa Shock, and Washington Mystics.

Oct. 21, 2012

Indiana defeated the defending champion Minnesota Lynx 3-games-to-1, giving the Fever its first WNBA championship in franchise history. Following Game 4, an 87-78 home win at Indianapolis' Bankers Life Fieldhouse, Indiana forward Tamika Catchings was named MVP of the WNBA Finals presented by Boost Mobile. Catchings, a three-time Olympic gold medalist and the league's 2011 MVP, averaged 22.3 points, 6 rebounds, and 2 steals during the Finals.

Dec. 13, 2012

Following the league's Board of Governor's Meeting, the WNBA announces it will implement new rules regarding flopping and defensive three-seconds, while also extending the three-point line from 20 feet, 6 1/4 inches to 22 feet, 1 3/4 inches, consistent with the distance inherent in all FIBA competitions. The rules will go into effect beginning with the 2013 season.

March 28, 2013

The WNBA and ESPN announce an extension of their partnership for another six years, paving the way for WNBA games to be televised on ABC, ESPN, and ESPN2 through 2022. The announcement, made by John Skipper, President of ESPN, Inc. and Co-Chairman of the Disney Media Networks, and Laurel J. Richie, WNBA President, extends the WNBA's television relationship with ESPN to 26 years. With the deal, up to 30 live games will be televised on ABC, ESPN or ESPN2 each season, including exclusive telecasts of the WNBA Finals presented by Boost Mobile.

March 28, 2013

On the same day as the WNBA and ESPN announce an extension of their partnership, the league also introduced a new brand

identity. The refreshed identity reflects how far the level of play has come in 16 years as stronger, more agile players have made the game more competitive. The cornerstone of the new WNBA visual identity is a more modern "Logowoman" -- the player silhouette within the logo -- that better embodies the athleticism and diversity of current WNBA players while leveraging the distinctive orange-and-oatmeal color scheme of the league's iconic game ball.

April 15, 2013

For the first time in the WNBA's 17 seasons, the league's Draft is televised live in primetime. The 2013 WNBA Draft presented by State Farm takes place for the third straight year at ESPN headquarters in Bristol, Conn., this time airing live at 8 p.m. ET on ESPN2. One of the most anticipated draft classes in league history is led by the "3 to See" -- Brittney Griner of Baylor, Elena Delle Donne of Delaware, and Notre Dame's Skylar Diggins. The Phoenix Mercury select Griner with the No. 1 overall pick; the Chicago Sky then take Delle Donne with the No. 2 selection, and the Tulsa Shock claim Diggins third.

May 27, 2013

While the WNBA's 17th season officially tipped off on May 24, it was a May 27 Memorial Day TV double-header on ESPN2 that introduced the "3 to See" -- Phoenix center Brittney Griner, Chicago guard/forward Elena Delle Donne, and Tulsa guard Skylar Diggins -- to WNBA fans. Griner, Delle Donne, and Diggins, the first, second, and third overall draft picks in the 2013 Draft, were the featured players as Tulsa first hosted the Washington Mystics and Phoenix then hosted Chicago.

May 27, 2013

Brittney Griner, the No. 1 overall pick in the 2013 Draft,

WNBA TIMELINE

registered two players on a very first game, becoming the first WNBA player ever to dunk multiple times in the same game.

June 8, 2013

The WNBA becomes the first U.S. professional basketball league to implement "Ref Cam" as part of a game telecast. A wireless, HD, mini point of view camera positioned at eye-level on game official Lamont Simpson, "Ref Cam" allowed viewers to virtually be on the court during the live ABC broadcast when Indiana hosted Phoenix.

July 6, 2013

Mike Thibault moved ahead of Van Chancellor to become the head coach with the most regular-season victories in WNBA history. Thibault reached the milestone with the Washington Mystics' 62-59 win over the Seattle Storm. The win was Thibault's 212th regular-season victory as a WNBA head coach.

July 27, 2013

The Los Angeles Sparks' Candace Parker was crowned MVP of the 2013 Boost Mobile WNBA All-Star Game after setting an All-Star Game record with 23 points, topping the mark of 22 set by Swin Cash in 2009. Parker shot 10-for-13 from the field and chipped in 11 rebounds. Leading into the All-Star Game, the Chicago Sky's Elena Delle Donne became the first rookie ever to lead all vote-getters for the event.

August 18, 2013

Chicago's Sylvia Fowles became the first player in league history to post two 20-20 games in the same season. Fowles, who scored 20 points and added 21 rebounds vs. Connecticut on this date, had previously posted 24 points and 22 rebounds vs. Connecticut on May 31.

September 8, 2013

Second-year guard Riquana Williams sets a WNBA single-game scoring record with 51 points in the Tulsa Shock's win at San Antonio. The 51-point effort surpassed the previous mark of 47 set by Phoenix's Diana Taurasi in 2006 and Seattle's Lauren Jackson in 2007.

September 15, 2013

Guard Katie Smith, a veteran of 15 WNBA seasons and a seven-time WNBA All-Star, finishes her illustrious career ranked No. 1 in league history in three-point shots made (906); second in total points (6,452, trailing only Tina Thompson) and minutes played (15,725); fourth in free throws made (1,440); and fifth in field goals made (2,053).

September 22, 2013

Forward Tina Thompson, the only player to play in each of the WNBA's first 17 seasons, plays her final game as Seattle is eliminated from the playoffs by Minnesota in the Western Conference Semifinals. The nine-time WNBA All-Star selection ended her career ranked as the league's all-time leader in points (7,488), field goals made (2,630), and minutes played (16,088); second in free throws made (1,480) and total rebounds (3,070); and fourth in three-point field goals made (748).

October 10, 2013

After advancing to the WNBA Finals for the third consecutive season, the Western Conference champion Minnesota Lynx toppled the Atlanta Dream 3-games-to-0, giving Minnesota its second WNBA title in franchise history and its second crown in a three-year span. Following an 86-77 Game 3 victory at Gwinnett Arena in suburban Atlanta, Lynx forward Maya Moore, the runner-up for the regular-season MVP award, was named the MVP of the Finals. The Georgia native averaged 20 points, 6 rebounds, and over 2 assists during the Finals

series.

December 10, 2013

The 13th annual WNBA Draft Lottery (to determine the order of selection of the 2014 WNBA Draft presented by State Farm) was conducted in a televised event live on ESPN during SportsCenter for the second straight year. The Connecticut Sun, which had 442 chances out of 1,000 to receive the first overall selection, the most of any of the four teams in the lottery mix, ultimately won the top pick, followed in succession by the Tulsa Shock, San Antonio Silver Stars, and New York Liberty.

January 14, 2014

The WNBA's San Antonio franchise officially changes its nickname from Silver Stars to Stars.

February 5, 2014

The WNBA and NBA Board of Governors unanimously approved the purchase of the Los Angeles Sparks by an investment group led by Earvin "Magic" Johnson and controlling owner of the Los Angeles Dodgers, Mark R. Walter. The investment group includes Dodger co-owners Todd L. Boehly, Robert L. Patton and Stan Kasten.

March 7, 2014

The Women's National Basketball Association (WNBA) and the Women's National Basketball Players Association (WNBPA) entered into a new eight-year collective bargaining agreement, commencing with the 2014 season and continuing through 2021. The new collective bargaining agreement includes an additional 12th roster spot, salary cap increases and reduced revenue sharing thresholds, making it more likely that the players will share in league revenue growth. In addition, a new "Time Off Bonus" (up to \$50,000 per team) can be earned by a player who limits the amount of time she will play professional bas-

ATLANTA DREAM



101 Marietta Street NW
Suite 200
Atlanta, GA 30303
Tel: (877) 977-7729
Fax: (678) 510-7489

General Information

Conference: Eastern
Arena: McCamish Pavilion
(8,600)
TV: Fox Sports South and
Sport South
Mascot: Star
Colors: Dream Blue and Red

www.atlantadream.net

Directory

Owners:
Dream Too LLC*

President:
Theresa Wenzel

**Vice President of Business
and Event Operations**
Cheryl LaFoy

**Vice President of Basketball
Operations:**
Natalie White

Head Coach:
Michael Cooper

Associate Coach:
Karleen Thompson

Assistant Coach:
Miles Cooper

Athletic Trainer:
Michael Douglas

**Coordinator of Basketball
Operations:**
Camesnky Bryson

Sports Performance Coach:
Jason Pavon

**Director of Digital Media &
Marketing:**
Dan Goldberger

*Dream Too LLC: Mary Brock & Kelly Loeffler

2017 vs. Atlanta Dream

May 19 @ 7:00PM

Atlanta vs. Chicago

May 21 @ 2:00PM

Chicago @ Atlanta

June 23 @ 6:30PM

Chicago @ Atlanta

August 5 @ 7:00PM

Atlanta vs. Chicago

ATLANTA DREAM

Chicago vs. Atlanta 2016 Series (1-2)

Chicago Sky Cumulative Stats

Chicago Sky		Record (W-L) : 11-13			Home(6-6)		Away(5-7)													
		3-POINT								---REBOUNDS---										
NO	PLAYER	GP-GS	MIN	FGM-FGA	FG%	FGM-FGA	FG%	FTM-FTA	FT%	OFF	DEF	TOT/AVG	AST	PF-DQ	STL	TO	BLK	PTS/AVG		
11	Delle Donne, E	23-23	783:37	178-367	0.485	36-86	0.419	96-104	0.923	37	129	166/7.2	42	54-1	11	31	36	488/21.2		
23	Pondexter, C	24-20	627:28	103-248	0.415	12-25	0.480	56-63	0.889	9	55	64/2.7	60	38-0	18	35	2	274/11.4		
14	Quigley, A	24-0	424:21	97-198	0.490	22-57	0.386	25-28	0.893	2	20	22/0.9	39	24-0	15	28	5	241/10.0		
21	Faulkner, J	24-12	492:22	81-181	0.448	19-51	0.373	28-35	0.800	5	35	40/1.7	116	43-0	24	55	3	209/8.7		
22	Vandersloot, C	21-12	455:40	54-135	0.400	16-48	0.333	38-43	0.884	5	40	45/2.1	93	43-0	29	32	3	162/7.7		
1	Young, T	24-13	610:04	76-176	0.432	0-1	0.000	29-39	0.744	32	77	109/4.5	30	62-0	15	28	2	181/7.5		
34	Boyette, I	21-6	406:00	60-103	0.583	0-0	0.000	20-32	0.625	38	82	120/5.7	12	64-1	14	23	26	140/6.7		
41	de Souza, E	21-18	367:14	50-107	0.467	0-0	0.000	19-27	0.704	46	70	116/5.5	15	42-0	9	14	14	119/5.7		
51	Breland, J	24-11	341:40	54-108	0.500	0-0	0.000	16-20	0.800	31	57	88/3.7	13	46-0	9	22	18	124/5.2		
32	Parker, C	17-4	203:01	25-54	0.463	0-1	0.000	10-15	0.667	21	33	54/3.2	4	27-0	6	13	3	60/3.5		
8	Dos Santos, C	12-0	96:34	9-23	0.391	0-1	0.000	5-8	0.625	6	14	20/1.7	7	15-0	3	4	2	23/1.9		
44	Laney, B	8-1	42:07	2-12	0.167	0-1	0.000	4-4	1.000	1	4	5/0.6	1	6-0	1	2	0	8/1.0		
Team												199			17					
Chicago Sky		24-120	4850:00	789-1712	0.461	105-271	0.387	346-418	0.828	233	616	1048/43.7	432	464-2	154	304	114	2029/84.5		
Team												204			24					
OPPONENTS		24-120	4850:00	709-1641	0.432	159-459	0.346	452-558	0.810	200	581	985/41.0	462	420-2	166	292	101	2029/84.5		

Atlanta Cumulative Stats

Atlanta Dream		Record (W-L) : 17-17			Home(11-6)			Away(5-11)													
		3-POINT								---REBOUNDS---											
NO	PLAYER	GP-GS	MIN	FGM-FGA	FG%	FGM-FGA	FG%	FTM-FTA	FT%	OFF	DEF	TOT/AVG	AST	PF-DQ	STL	TO	BLK	PTS/AVG			
35	McCoughtry, A	33-32	989:29	223-514	0.434	26-86	0.302	171-217	0.788	37	150	187/5.7	91	79-2	52	96	23	643/19.5			
15	Hayes, T	33-33	1016:10	153-347	0.441	32-117	0.274	156-194	0.804	33	79	112/3.4	78	94-2	40	59	8	494/15.0			
52	Williams, E	34-34	1179:15	157-355	0.442	0-1	0.000	92-133	0.692	106	170	276/8.1	42	105-0	26	42	79	406/11.9			
23	Clarendon, L	34-32	958:32	124-266	0.466	18-52	0.346	88-115	0.765	43	104	147/4.3	119	79-0	25	75	3	354/10.4			
20	Lyttle, S	19-18	570:57	62-149	0.416	2-9	0.222	19-25	0.760	42	107	149/7.8	35	43-0	39	23	19	145/7.6			
32	Holmes, B	33-10	701:52	91-209	0.435	17-62	0.274	48-62	0.774	24	61	85/2.6	41	26-0	30	39	5	247/7.5			
8	Cortijo, C	27-1	293:33	45-127	0.354	13-45	0.289	25-32	0.781	4	38	42/1.6	43	32-0	8	28	1	128/4.7			
21	Gray, R	28-5	269:03	38-73	0.521	0-1	0.000	20-36	0.556	24	47	71/2.5	4	63-0	4	18	4	96/3.4			
10	Ajavon, M	32-2	338:19	36-118	0.305	3-13	0.231	30-40	0.750	19	33	52/1.6	38	52-0	12	33	8	105/3.3			
0	Simmons, M	25-0	147:40	26-90	0.289	16-56	0.286	10-12	0.833	1	9	10/0.4	8	17-0	2	10	3	78/3.1			
34	Garling, M	16-2	167:35	17-38	0.447	0-0	0.000	8-9	0.889	16	22	38/2.4	7	31-1	4	10	5	42/2.6			
14	Hollivay, R	32-1	283:58	12-38	0.316	0-0	0.000	15-32	0.469	20	46	66/2.1	4	51-0	3	11	13	39/1.2			
11	Burdick, C	8-0	29:18	1-8	0.125	0-0	0.000	1-2	0.500	3	1	4/0.5	0	6-0	0	2	0	3/0.4			
7	Watley-Talbert, A	1-0	04:24	0-2	0.000	0-0	0.000	0-0	0.000	0	1	1/1.0	0	2-0	0	1	0	0/0.0			
12	Dantas, D	0-0	00:00	0-0	0.000	0-0	0.000	0-0	0.000	0	0	0/0.0	0	0-0	0	0	0	0/0.0			
Team												328			24						
Atlanta Dream		34-170	6950:00	985-2334	0.422	127-442	0.287	683-909	0.751	372	868	1568/46.1	510	680-5	245	471	171	2780/81.8			
Team												340			37						
OPPONENTS		34-170	6950:00	1043-2396	0.435	166-532	0.312	603-768	0.785	339	846	1525/44.9	668	733-7	256	473	179	2855/84.0			

CONNECTICUT SUN



One Mohegan Sun Boulevard
Uncasville, CT 06382
Tel: (860) 862-4000
Fax: (860) 862-4010

General Information

Conference: Eastern
Arena: Mohegan Sun (9,323)
TV: Fox61
Colors: White, Red, Orange
www.connecticutsun.com

Directory

Chief Executive Officer:
Mitchell Etess
Vice President:
Amber Cox
Head Coach/General Manager:
Curt Miller
Assistant Coach:
Steve Smith
Assistant Coach:
Nicki Collen
Media & Community Relations Manager:
Bill Tavares
Strength & Conditioning Coach:
Tim Yuhas
Head Athletic Trainer:
Jeremy Norman

2017 vs. Connecticut Sun

May 28 @ 5:00PM
Chicago vs. Connecticut
July 25 @ 6:00PM
Chicago @ Connecticut
August 25 @ 6:00PM
Chicago @ Connecticut

CONNECTICUT SUN

Chicago vs. Connecticut 2016 Series (2-1)

Chicago Cumulative Stats

Chicago Sky	Record (W-L) : 15-15	Home(9-6)	Away(6-9)																
3-POINT										---REBOUNDS---									
NO	PLAYER	GP-GS	MIN	FGM-FGA	FG%	FGM-FGA	FG%	FTM-FTA	FT%	OFF	DEF	TOT/AVG	AST	PF-DQ	STL	TO	BLK	PTS/AVG	
11	Delle Donne, E	28-28	927:17	214-441	0.485	43-101	0.426	130-139	0.935	48	149	197/7.0	53	64-1	16	35	43	601/21.5	
23	Pondexter, C	30-26	816:17	141-339	0.416	14-38	0.368	70-79	0.886	12	71	83/2.8	79	50-0	24	44	3	366/12.2	
14	Quigley, A	30-0	509:23	107-235	0.455	26-69	0.377	29-32	0.906	2	24	26/0.9	44	29-0	17	30	5	269/9.0	
22	Vanderloot, C	27-18	641:14	81-196	0.413	23-65	0.354	56-62	0.903	10	62	72/2.7	129	55-0	37	42	4	241/8.9	
21	Faulkner, J	30-13	572:35	93-210	0.443	21-59	0.356	30-41	0.732	9	37	46/1.5	132	53-0	27	63	3	237/7.9	
1	Young, T	29-18	725:50	93-211	0.441	0-1	0.000	37-48	0.771	39	90	129/4.4	40	75-0	19	31	3	223/7.7	
34	Boyetta, I	27-12	519:48	77-136	0.566	0-0	0.000	28-44	0.636	49	106	155/5.7	16	79-1	16	25	37	182/6.7	
41	de Souza, E	27-18	433:19	67-131	0.511	0-0	0.000	23-32	0.719	57	79	136/5.0	16	53-0	12	18	17	157/5.8	
51	Breland, J	30-12	481:00	68-142	0.479	0-0	0.000	27-33	0.818	41	85	126/4.2	19	64-0	13	25	29	163/5.4	
32	Parker, C	21-4	245:41	35-70	0.500	0-1	0.000	15-22	0.682	30	35	65/3.1	5	34-0	10	13	3	85/4.0	
8	Des Santos, C	16-0	135:38	13-41	0.317	0-1	0.000	11-14	0.786	12	17	29/1.8	9	24-0	4	9	4	37/2.3	
44	Lasey, B	8-1	42:07	2-12	0.167	0-1	0.000	4-4	1.000	1	4	5/0.6	1	6-0	1	2	0	8/1.0	
Team												242				18			
Chicago Sky		30-150	6050:00	991-2164	0.458	127-336	0.378	460-550	0.836	310	759	1311/43.7	543	586-2	196	355	151	2569/85.6	
Team												258				27			
OPPONENTS		30-150	6050:00	899-2048	0.438	210-597	0.352	564-701	0.805	254	727	1239/41.3	589	534-2	191	361	124	2570/85.7	

Connecticut vs. Chicago 2016 Series (1-2)

Connecticut Cumulative Stats

Connecticut Sun	Record (W-L) : 11-19	Home(6-8)	Away(5-11)																
				3-POINT						---REBOUNDS---									
NO	PLAYER	GP-GS	MIN	FGM-FGA	FG%	FGM-FGA	FG%	FTM-FTA	FT%	OFF	DEF	TOT/AVG	AST	PF-DQ	STL	TO	BLK	PTS/AVG	
20	Bentley, A	30-30	875:42	156-402	0.388	45-152	0.296	49-62	0.790	10	50	60/2.0	77	77-0	27	45	3	406/13.5	
13	Ogwumika, C	29-14	689:25	135-226	0.597	0-0	0.000	88-115	0.765	73	111	184/6.3	20	165-3	28	44	27	358/12.3	
5	Thomas, J	30-30	970:11	124-320	0.388	22-87	0.253	58-88	0.653	23	103	126/4.2	144	81-0	41	78	11	328/10.9	
3	Bona, K	14-13	333:36	61-141	0.433	4-15	0.267	24-36	0.667	18	58	76/5.4	18	43-0	10	26	3	150/10.7	
25	Thomas, A	27-27	734:29	109-233	0.468	0-0	0.000	71-109	0.651	54	102	156/5.8	56	70-0	39	64	5	289/10.7	
10	Williams, C	15-0	243:55	52-115	0.452	6-16	0.375	10-15	0.667	21	29	50/3.3	15	23-0	9	13	3	120/8.0	
2	Little, C	29-25	684:22	77-207	0.372	24-74	0.324	33-53	0.623	20	62	82/2.8	59	76-1	30	48	9	211/7.3	
33	Tuck, M	26-3	433:23	67-162	0.414	17-56	0.304	32-45	0.711	23	51	74/2.8	29	25-0	10	25	2	183/7.0	
35	Jones, J	30-6	416:35	67-135	0.496	6-27	0.222	43-60	0.717	49	57	106/3.5	18	58-2	22	24	36	183/6.1	
40	Stricklen, S	25-0	285:34	35-96	0.365	25-72	0.347	9-14	0.643	8	27	35/1.4	15	20-0	10	3	2	104/4.2	
1	Banham, R	15-0	164:05	20-49	0.408	13-37	0.351	2-3	0.667	1	10	11/0.7	14	19-0	8	8	1	55/3.7	
34	Paris, K	27-0	263:06	18-46	0.391	4-18	0.222	11-11	1.000	12	19	31/1.1	16	39-1	19	24	4	51/1.9	
15	Henry-Morello, A	10-2	50:26	5-13	0.385	0-0	0.000	2-5	0.400	4	10	14/1.4	2	8-0	1	6	1	12/1.2	
31	Taylor, A	2-0	05:14	0-1	0.000	0-0	0.000	2-2	1.000	1	0	1/0.5	2	1-0	0	0	0	2/1.0	
Team												287				26			
Connecticut Sun		30-150	6150:00	926-2146	0.432	166-554	0.300	434-598	0.726	317	689	1293/43.1	485	645-7	254	432	107	2452/81.7	
Team												248				35			
OPPONENTS		30-150	6150:00	906-1970	0.460	152-430	0.353	569-692	0.822	254	776	1278/42.6	519	551-0	240	474	136	2533/84.4	

INDIANA FEVER



125 S. Pennsylvania St.
Indianapolis, IN 46204
Tel: (317) 917-2500
Fax: (312) 917-2599

General Information

Conference: Eastern
Arena: Bankers Life Fieldhouse
(9,643)
Radio: 1070 The Fan
TV: Fox Sports Indiana, WISH-
TV/MyIndy-TV 23
Colors: Blue, Red, Gold
www.feverbasketball.com

Directory

President/General Manager:

Kelly Krauskopf

Chief Operating Officer:

Julie Graue

Head Coach:

Pokey Chatman

Assistant Coach:

Steven Key

Assistant Coach:

Jessica Miller

Athletic Trainer:

Todd Champlin

Director of Basketball

Operations:

Sheli Kuhl

Director of Media Relations:

Kevin Messenger

2017 vs. Indiana Fever

June 18 @ 5:00PM

Chicago vs. Indiana

June 28 @ 11:30AM

Chicago vs. Indiana

August 4 @ 6:00PM

Chicago @ Indiana

INDIANA FEVER

Chicago vs. Indiana 2016 Series (1-2)

Chicago Cumulative Stats

Chicago Sky	Record (W-L) : 15-15			Home(9-6)		Away(6-9)													
3-POINT								---REBOUNDS---											
NO	PLAYER	GP-GS	MIN	FGM-FGA	FG%	FGM-FGA	FG%	FTM-FTA	FT%	OFF	DEF	TOT/AVG	AST	PF-DQ	STL	TO	BLK	PTS/AVG	
11	Delle Donne, E	28-28	927:17	214-441	0.485	43-101	0.426	130-139	0.935	48	149	197/7.0	53	64-1	16	35	43	601/21.5	
23	Pondexter, C	30-26	816:17	141-339	0.416	14-38	0.368	70-79	0.886	12	71	83/2.8	79	50-0	24	44	3	366/12.2	
14	Quigley, A	30-0	509:23	107-235	0.455	26-69	0.377	29-32	0.906	2	24	26/0.9	44	29-0	17	30	5	269/9.0	
22	Vandersloot, C	27-18	641:14	81-196	0.413	23-65	0.354	56-62	0.903	10	62	72/2.7	129	55-0	37	42	4	241/8.9	
21	Faulkner, J	30-13	572:35	93-210	0.443	21-59	0.356	30-41	0.732	9	37	46/1.5	132	53-0	27	63	3	237/7.9	
1	Young, T	29-18	725:50	93-211	0.441	0-1	0.000	37-48	0.771	39	90	129/4.4	40	75-0	19	31	3	223/7.7	
34	Boyette, I	27-12	519:48	77-136	0.566	0-0	0.000	28-44	0.636	49	106	155/5.7	16	79-1	16	25	37	182/6.7	
41	de Souza, E	27-18	433:19	67-131	0.511	0-0	0.000	23-32	0.719	57	79	136/5.0	16	53-0	12	18	17	157/5.8	
51	Breland, J	30-12	481:00	68-142	0.479	0-0	0.000	27-33	0.818	41	85	126/4.2	19	64-0	13	25	29	163/5.4	
32	Parker, C	21-4	245:41	35-70	0.500	0-1	0.000	15-22	0.682	30	35	65/3.1	5	34-0	10	13	3	85/4.0	
8	Dos Santos, C	16-0	135:38	13-41	0.317	0-1	0.000	11-14	0.786	12	17	29/1.8	9	24-0	4	9	4	37/2.3	
44	Laney, B	8-1	42:07	2-12	0.167	0-1	0.000	4-4	1.000	1	4	5/0.6	1	6-0	1	2	0	8/1.0	
Team												242				18			
Chicago Sky		30-150	6050:00	991-2164	0.458	127-336	0.378	460-550	0.836	310	759	1311/43.7	543	586-2	196	355	151	2569/85.6	
Team												258				27			
OPPONENTS		30-150	6050:00	898-2048	0.438	210-597	0.352	564-701	0.805	254	727	1239/41.3	589	534-2	191	361	124	2570/85.7	

Indiana vs Chicago 2016 Series (2-1)

Indiana Fever	Record (W-L) : 14-15	Home(6-8)	Away(8-7)																
				3-POINT								---REBOUNDS---							
NO	PLAYER	GP-GS	MIN	FGM-FGA	FG%	FGM-FGA	FG%	FTM-FTA	FT%	OFF	DEF	TOT/AVG	AST	PF-DQ	STL	TO	BLK	PTS/AVG	
24	Catchings, T	29-29	730:30	128-289	0.443	33-87	0.379	90-104	0.865	32	106	138/4.8	60	61-0	55	36	9	379/13.1	
3	Mitchell, T	29-8	617:49	80-219	0.365	24-78	0.308	85-93	0.914	13	38	51/1.8	45	77-0	27	46	3	269/9.3	
42	Johnson, S	24-10	530:04	76-198	0.384	24-67	0.358	45-49	0.918	22	63	85/3.5	50	42-0	28	37	8	221/9.2	
20	January, B	24-22	666:05	68-178	0.382	25-63	0.397	59-67	0.881	17	26	43/1.8	114	63-1	31	40	2	220/9.2	
12	Kizer, L	28-11	461:36	111-205	0.541	0-1	0.000	33-38	0.868	27	56	83/3.0	17	66-0	22	31	8	255/9.1	
2	Larkins, E	29-29	804:35	96-152	0.632	0-0	0.000	57-65	0.877	70	151	221/7.6	58	71-0	28	48	14	249/8.6	
17	Wheeler, E	29-20	685:52	99-240	0.413	12-45	0.267	29-32	0.906	14	46	60/2.1	81	81-1	19	54	1	239/8.2	
25	Coleman, M	27-16	637:21	66-202	0.327	23-97	0.237	58-77	0.753	15	64	79/2.9	51	53-0	23	46	7	213/7.9	
33	Lucas, M	4-0	55:05	11-21	0.524	2-10	0.200	7-7	1.000	1	7	8/2.0	3	8-0	2	5	0	31/7.8	
14	Peters, D	25-0	387:37	65-117	0.556	1-3	0.333	10-16	0.625	17	65	82/3.3	18	51-0	11	16	17	141/5.6	
11	Achonwa, N	20-0	160:00	28-55	0.509	0-0	0.000	14-18	0.778	14	28	42/2.1	5	24-0	9	9	1	70/3.5	
30	Moseley, B	8-0	76:41	6-23	0.261	1-5	0.200	2-5	0.400	1	2	3/0.4	9	6-0	4	16	0	15/1.9	
32	Pohlen, J	9-0	36:47	5-9	0.556	3-5	0.600	1-1	1.000	0	1	1/0.1	4	1-0	0	0	0	14/1.6	
Team												205				30			
Indiana Fever		29-145	5850:00	839-1908	0.440	148-461	0.321	490-572	0.857	243	653	1101/38.0	515	604-2	259	414	70	2316/79.9	
Team												223				36			

LOS ANGELES SPARKS



865 S. Figueroa Street
Suite 104
Los Angeles, CA 90017
Tel: (213) 929-1300
Fax: (213) 929-1325

General Information

Conference: Western
Arena: Staples Center
TV: KDOC and Time Warner
Cable SoCal 101
Colors: Purple, Yellow, Teal

www.lasparks.com

Directory

President & COO:
Christine N. Simmons
Senior Vice President:
Danita Johnson
Head Coach:
Brian Alger
Assistant Coach:
Tonya Edwards
Assistant Coach:
Bobbie Kelsey
Athletic Trainer:
Courtney Watson
Strength & Conditioning Coach:
Kelly Dormandy

2017 vs. Los Angeles Sparks

June 6 @ 9:30PM
Chicago vs. Los Angeles

July 20 @ 2:30PM
Chicago @ Los Angeles

August 18 @ 7:30PM
Chicago vs. Los Angeles

LOS ANGELES SPARKS

Chicago vs. Los Angeles 2016 Series (0-3))

Chicago Cumulative Stats

Chicago Sky	Record (W-L) : 8-11	Home(5-4)	Away(3-7)																
				3-POINT						---REBOUNDS---									
NO	PLAYER	GP-GS	MIN	FGM-FGA	FG%	FGM-FGA	FG%	FTM-FTA	FT%	OFF	DEF	TOT/AVG	AST	PF-DQ	STL	TO	BLK	PTS/AVG	
11	Delle Donne, E	18-18	612:51	134-276	0.486	27-64	0.422	81-87	0.931	29	102	131/7.3	38	45-1	10	27	29	376/20.9	
23	Pondexter, C	19-18	514:31	82-208	0.394	8-20	0.400	52-59	0.881	9	48	57/3.0	54	31-0	14	28	2	224/11.8	
14	Quigley, A	19-0	327:17	82-163	0.503	16-44	0.364	23-26	0.885	1	16	17/0.9	28	19-0	14	24	4	203/10.7	
21	Faulkner, J	19-7	395:24	64-145	0.441	14-41	0.341	23-29	0.793	3	28	31/1.6	96	35-0	20	44	3	165/8.7	
1	Young, T	19-8	487:51	63-141	0.447	0-1	0.000	24-31	0.774	28	61	89/4.7	24	49-0	10	23	2	150/7.9	
22	Vandersloot, C	16-12	344:16	41-98	0.418	10-29	0.345	27-30	0.900	3	32	35/2.2	72	35-0	23	27	2	119/7.4	
34	Boyette, I	16-1	295:50	46-71	0.648	0-0	0.000	18-28	0.643	25	59	84/5.3	7	52-1	10	17	18	110/6.9	
41	de Souza, E	19-18	349:44	50-103	0.485	0-0	0.000	17-25	0.680	44	67	111/5.8	13	42-0	8	13	14	117/6.2	
51	Breland, J	19-11	262:44	44-88	0.500	0-0	0.000	10-11	0.909	25	43	68/3.6	13	34-0	7	19	14	98/5.2	
32	Parker, C	13-1	120:57	11-29	0.379	0-0	0.000	4-6	0.667	11	25	36/2.8	4	22-0	6	9	3	26/2.0	
8	Dos Santos, C	12-0	96:34	9-23	0.391	0-1	0.000	5-8	0.625	6	14	20/1.7	7	15-0	3	4	2	23/1.9	
44	Laney, B	8-1	42:07	2-12	0.167	0-1	0.000	4-4	1.000	1	4	5/0.6	1	6-0	1	2	0	8/1.0	
Team												155				10			
Chicago Sky		19-95	3850:00	628-1357	0.463	75-201	0.373	288-344	0.837	185	499	839/44.2	357	385-2	126	247	93	1619/85.2	
Team												160				17			
OPPONENTS		19-95	3850:00	553-1306	0.423	122-352	0.347	388-473	0.820	169	455	784/41.3	347	341-2	140	232	76	1616/85.1	

Los Angeles vs. Chicago 2016 Series (3-0)

Los Angeles Cumulative Stats

Los Angeles Sparks		Record (W-L) : 18-1			Home(11-1)			Away(7-0)												
		3-POINT								---REBOUNDS---										
NO	PLAYER	GP-GS	MIN	FGM-FGA	FG%	FGM-FGA	FG%	FTM-FTA	FT%	OFF	DEF	TOT/AVG	AST	PF-DQ	STL	TO	BLK	PTS/AVG		
30	Ogwumike, N	19-19	581:44	141-201	0.701	6-10	0.600	74-88	0.841	44	115	159/8.4	52	69-0	19	30	25	362/19.1		
3	Parker, C	19-19	588:52	117-253	0.462	23-60	0.383	65-91	0.714	21	121	142/7.5	91	37-0	29	55	23	322/16.9		
20	Toliver, K	19-19	618:04	88-194	0.454	52-111	0.468	40-45	0.889	10	42	52/2.7	75	34-0	19	23	1	268/14.1		
42	Lavender, J	19-0	340:42	78-149	0.523	0-0	0.000	18-25	0.720	23	38	61/3.2	26	22-0	6	21	6	174/9.2		
17	Carson, E	19-19	466:36	61-131	0.466	16-34	0.471	29-32	0.906	7	33	40/2.1	37	27-0	26	24	4	167/8.8		
0	Beard, A	19-19	553:16	61-127	0.480	8-24	0.333	23-32	0.719	13	41	54/2.8	38	51-0	40	28	7	153/8.1		
12	Gray, C	19-0	313:44	35-92	0.380	7-27	0.259	16-22	0.727	7	27	34/1.8	49	17-0	13	20	4	93/4.9		
10	Belyakova, E	6-0	88:37	6-18	0.333	3-11	0.273	2-8	0.250	0	6	6/1.0	5	9-0	7	3	0	17/2.8		
23	Dabovic, A	14-0	140:13	13-36	0.361	0-12	0.000	13-17	0.765	4	7	11/0.8	19	25-0	7	13	0	39/2.8		
28	Dubljevic, J	11-0	60:20	8-18	0.444	1-3	0.333	3-3	1.000	2	8	10/0.9	7	7-0	1	6	1	20/1.8		
21	Wauters, A	13-0	52:13	7-14	0.500	0-0	0.000	4-6	0.667	2	10	12/0.9	4	7-0	2	3	1	18/1.4		
35	Knight, W	5-0	20:43	1-6	0.167	1-4	0.250	0-0	0.000	0	2	2/0.4	1	2-0	2	1	2	3/0.6		
Team												133			23					
Los Angeles Sparks		19-95	3825:00	616-1239	0.497	117-296	0.395	287-369	0.778	133	450	716/37.7	404	307-0	171	250	74	1636/86.1		
Team												153			15					
OPPONENTS		19-95	3825:00	534-1251	0.427	83-287	0.289	251-331	0.758	188	445	786/41.4	308	358-3	142	301	53	1402/73.8		

MINNESOTA LYNX



600 First Avenue North
Minneapolis, MN 55403
Tel: (612) 673-1600
Fax: (612) 673-8407

General Information

Conference: Western
Arena: Xcel Energy Center
Radio: KLCI 106.1 FM (BOB 106)
TV: Fox Sports North
Mascot: Prowl
Colors: Blue, Green, Silver, Light Blue, Red

www.lynxbasketball.com

Directory

Owner:
Glen Taylor
Chief Executive Officer:
Rob Moor
President:
Chris Wright
Chief Operating Officer:
Conrad Smith
Executive Vice President:
Roger Griffith
Head Coach:
Cheryl Reeve
Assistant Coach:
James Wade
Assistant Coach:
Shelley Patterson
Head Athletic Trainer:
Chuck Barta
Public Relations Coordinator:
Ashley Carlson

2017 vs. Minnesota Lynx

May 14 @ 6:00PM
Chicago vs. Minnesota

July 8 @ 7:00PM
Chicago vs. Minnesota

September 1 @ 7:00PM
Chicago @ Minnesota

MINNESOTA LYNX

Chicago vs. Minnesota 2016 Series (1-2)

Chicago Cumulative Stats

Chicago Sky	Record (W-L) : 17-15	Home(10-6)	Away(7-9)																	
				3-POINT						---REBOUNDS---										
NO	PLAYER	GP-GS	MIN	FGM-FGA	FG%	FGM-FGA	FG%	FTM-FTA	FT%	OFF	DEF	TOT/AVG	AST	PF-DQ	STL	TO	BLK	PTS/AVG		
11	Delle Donne, E	28-28	927:17	214-441	0.485	43-101	0.426	130-139	0.935	48	149	197/7.0	53	64-1	16	35	43	601/21.5		
23	Pondexter, C	32-28	886:14	158-372	0.425	16-45	0.356	82-93	0.882	12	80	92/2.9	88	55-0	28	47	3	414/12.9		
22	Vanderloot, C	29-20	710:07	92-221	0.416	25-71	0.352	66-73	0.904	13	67	80/2.8	134	60-0	41	48	4	275/9.5		
14	Quigley, A	32-0	547:09	116-247	0.470	28-73	0.384	33-36	0.917	2	24	26/0.8	46	32-0	17	31	5	293/9.2		
1	Young, T	30-18	757:26	99-221	0.448	0-1	0.000	41-52	0.788	40	92	132/4.4	41	80-0	22	34	3	239/8.0		
21	Faulkner, J	32-13	596:04	95-216	0.440	21-59	0.356	36-47	0.766	9	37	46/1.4	138	56-0	30	65	4	247/7.7		
34	Boyens, I	29-14	557:42	84-149	0.564	0-0	0.000	31-48	0.646	53	113	166/5.7	17	85-1	18	26	41	199/6.9		
51	Breland, J	32-14	535:53	75-158	0.475	0-0	0.000	30-37	0.811	42	97	139/4.3	21	69-0	15	33	35	180/5.6		
41	de Souza, E	29-18	470:57	69-135	0.511	0-0	0.000	25-34	0.735	60	91	151/5.2	19	59-0	13	20	19	163/5.6		
32	Parker, C	23-6	277:32	38-76	0.500	0-1	0.000	17-30	0.567	32	38	70/3.0	5	39-0	10	15	4	93/4.0		
8	Dos Santos, C	18-0	166:41	17-50	0.340	0-1	0.000	17-20	0.850	18	20	38/2.1	9	27-0	5	10	4	51/2.8		
44	Lasley, B	8-1	42:07	2-12	0.167	0-1	0.000	4-4	1.000	1	4	5/0.6	1	6-0	1	2	0	8/1.0		
Team												256				19				
Chicago Sky		32-160	6475:00	1059-2298	0.461	133-353	0.377	512-613	0.835	330	812	1398/43.7	572	632-2	216	385	165	2763/86.3		
Team												278				28				
OPPONENTS		32-160	6475:00	963-2203	0.437	220-628	0.350	607-755	0.804	285	767	1330/41.6	632	584-4	212	389	132	2753/86.0		

Minnesota vs. Chicago 2016 Series (2-1)

Minnesota Cumulative Stats

Minnesota Lynx		Record (W-L) : 26-5			Home(14-2)			Away(12-3)												
		3-POINT								---REBOUNDS---										
NO	PLAYER	GP-GS	MIN	FGM-FGA	FG%	FGM-FGA	FG%	FTM-FTA	FT%	OFF	DEF	TOT/AVG	AST	PF-DQ	STL	TO	BLK	PTS/AVG		
23	Moore, M	31-31	925:07	202-456	0.443	59-151	0.391	130-151	0.861	41	128	169/5.5	128	80-0	48	73	23	593/19.1		
34	Fonies, S	31-31	906:42	163-274	0.595	0-0	0.000	90-127	0.709	74	196	270/8.7	40	90-0	39	58	55	416/13.4		
33	Augustus, S	27-27	701:56	127-280	0.454	11-35	0.314	34-43	0.791	13	62	75/2.8	68	40-0	12	51	10	299/11.1		
13	Whalen, L	30-30	740:18	117-226	0.518	3-10	0.300	66-74	0.892	15	65	80/2.7	117	47-0	16	45	0	303/10.1		
32	Brunson, R	31-31	759:17	87-178	0.489	0-1	0.000	55-64	0.859	67	161	228/7.4	52	75-0	25	28	8	229/7.4		
21	Montgomery, R	31-1	578:48	78-200	0.390	26-81	0.321	43-50	0.860	4	22	26/0.8	84	46-1	30	52	2	225/7.3		
7	Petkins, J	31-4	662:36	82-222	0.369	13-56	0.232	40-48	0.833	21	62	83/2.7	42	44-0	29	19	7	217/7.0		
3	Howard, N	31-0	428:48	83-142	0.585	1-5	0.200	39-56	0.696	32	67	99/3.2	25	88-1	22	28	25	206/6.6		
4	McCarville, J	30-0	356:02	40-88	0.455	2-10	0.200	8-14	0.571	19	53	72/2.4	44	47-0	19	20	9	90/3.0		
24	Hampton, K	24-0	153:47	15-44	0.341	8-27	0.296	19-21	0.905	4	4	8/0.3	7	20-0	7	10	3	57/2.4		
51	Cruz, A	3-0	20:35	0-2	0.000	0-0	0.000	4-4	1.000	0	3	3/1.0	5	3-0	0	1	0	4/1.3		
14	Graves, B	12-0	41:12	2-7	0.286	0-0	0.000	0-0	0.000	3	1	4/0.3	2	4-0	0	3	0	4/0.3		
0	Enemikpati, N	0-0	00:00	0-0	0.000	0-0	0.000	0-0	0.000	0	0	0/0.0	0	0-0	0	0	0	0/0.0		
Team												252				28				
Minnesota Lynx		31-155	6275:00	996-2119	0.470	123-376	0.327	528-652	0.810	293	824	1369/44.2	614	584-2	247	416	142	2643/85.3		
Team												276				29				
OPPONENTS		31-155	6275:00	852-2079	0.410	175-552	0.317	478-601	0.795	255	697	1228/39.6	477	629-3	214	463	104	2357/76.0		

NEW YORK LIBERTY



Madison Square Garden
Two Pennsylvania Plaza
14th Floor
Tel: (212) 465-6000
Fax: (212) 465-6250

General Information

Conference: Eastern
Arena: Madison Square Garden
(18,500)
TV: MSG Network
Colors: Light Blue, Seafoam
Green, Orange
www.nyliberty.com

Directory

Executive Chairman:
James Dolan
Team President:
Isiah Thomas
**General Manager/Head
Coach:**
Bill Laimbeer
Associate Coach:
Herb Williams
Assistant Coach:
Katie Smith
**Director of
Communications:**
Vincent Novicki

2017 vs. New York Liberty

July 14 @ 6:30PM
Chicago vs. New York

July 30 @ 5:00PM
Chicago vs. New York

August 27 @ 2:00PM
Chicago @ New York

NEW YORK LIBERTY

Chicago vs. New York 2016 Series (1-2)

Chicago Cumulative Stats

Chicago Sky	Record (W-L) : 17-15		Home(10-6)		Away(7-9)															
3-POINT							---REBOUNDS---													
NO	PLAYER	GP-GS	MIN	FGM-FGA	FG%	FGM-FGA	FG%	FTM-FTA	FT%	OFF	DEF	TOT/AVG	AST	PF-DQ	STL	TO	BLK	PTS/AVG		
11	Delle Donne, E	28-28	927:17	214-441	0.485	43-101	0.426	130-139	0.935	48	149	197/7.0	53	64-1	16	35	43	601/21.5		
23	Pondexter, C	32-28	886:14	158-372	0.425	16-45	0.356	82-93	0.882	12	80	92/2.9	88	55-0	28	47	3	414/12.9		
22	Vanderloot, C	29-20	710:07	92-221	0.416	25-71	0.352	66-73	0.904	13	67	80/2.8	134	60-0	41	48	4	275/9.5		
14	Quigley, A	32-0	547:09	116-247	0.470	28-73	0.384	33-36	0.917	2	24	26/0.8	46	32-0	17	31	5	293/9.2		
1	Young, T	30-18	757:26	99-221	0.448	0-1	0.000	41-52	0.788	40	92	132/4.4	41	80-0	22	34	3	239/8.0		
21	Faulkner, J	32-13	596:04	95-216	0.440	21-59	0.356	36-47	0.766	9	37	46/1.4	138	56-0	30	65	4	247/7.7		
34	Boyens, I	29-14	557:42	84-149	0.564	0-0	0.000	31-48	0.646	53	113	166/5.7	17	85-1	18	26	41	199/6.9		
51	Breland, J	32-14	535:53	75-158	0.475	0-0	0.000	30-37	0.811	42	97	139/4.3	21	69-0	15	33	35	180/5.6		
41	de Souza, E	29-18	470:57	69-135	0.511	0-0	0.000	25-34	0.735	60	91	151/5.2	19	59-0	13	20	19	163/5.6		
32	Parker, C	23-6	277:32	38-76	0.500	0-1	0.000	17-30	0.567	32	38	70/3.0	5	39-0	10	15	4	93/4.0		
8	Dos Santos, C	18-0	166:41	17-50	0.340	0-1	0.000	17-20	0.850	18	20	38/2.1	9	27-0	5	10	4	51/2.8		
44	Laney, B	8-1	42:07	2-12	0.167	0-1	0.000	4-4	1.000	1	4	5/0.6	1	6-0	1	2	0	8/1.0		
Team												256				19				
Chicago Sky		32-160	6475:00	1059-2298	0.461	133-353	0.377	512-613	0.835	330	812	1398/43.7	572	632-2	216	385	165	2763/86.3		
Team												278				28				
OPPONENTS		32-160	6475:00	963-2203	0.437	220-628	0.350	607-755	0.804	285	767	1330/41.6	632	584-4	212	389	132	2753/86.0		

New York vs. Chicago 2016 Series (2-1)

New York Cumulative Stats

New York Liberty		Record (W-L) : 21-12			Home(10-7)			Away(11-5)																
		3-POINT								---REBOUNDS---														
NO	PLAYER	GP-GS	MIN	FGM-FGA	FG%	FGM-FGA	FG%	FTM-FTA	FT%	OFF	DEF	TOT/AVG	AST	PF-DQ	STL	TO	BLK	PTS/AVG						
31	Charles, T	32-32	1076:54	273-622	0.439	17-49	0.347	125-154	0.812	74	243	317/9.9	121	48-0	27	63	25	688/21.5						
14	Rodgers, S	33-33	1007:37	156-385	0.405	86-208	0.413	80-95	0.842	14	107	121/3.7	79	87-0	35	59	15	478/14.5						
1	Zellous, S	32-1	741:44	88-213	0.413	5-25	0.200	101-119	0.849	18	61	79/2.5	70	62-0	27	41	5	282/8.8						
41	Stokes, K	27-0	649:51	75-117	0.641	0-0	0.000	37-59	0.627	63	138	201/7.4	20	77-2	18	30	38	187/6.9						
30	Wright, T	28-27	648:47	78-192	0.406	4-15	0.267	33-46	0.717	23	42	65/2.3	102	66-1	25	65	5	193/6.9						
15	Boyd, B	32-8	617:54	71-195	0.364	6-33	0.182	59-79	0.747	16	66	82/2.6	113	80-0	51	62	3	207/6.5						
9	Allen, R	20-5	245:09	39-85	0.459	16-27	0.593	13-15	0.867	10	17	27/1.4	9	34-0	8	10	9	107/5.4						
10	Prince, E	6-0	83:10	10-25	0.400	4-11	0.364	7-7	1.000	1	8	9/1.5	4	8-0	2	2	0	31/5.2						
32	Cash, S	30-22	570:00	55-151	0.364	1-8	0.125	38-56	0.679	38	62	100/3.3	39	53-0	23	37	13	149/5.0						
17	Zahui B, A	32-1	355:36	55-121	0.455	3-14	0.214	45-55	0.818	41	57	98/3.1	11	68-1	11	35	21	158/4.9						
8	Swords, C	33-33	564:05	69-124	0.556	0-0	0.000	23-34	0.676	52	97	149/4.5	22	69-1	6	32	20	161/4.9						
12	Harding, L	5-3	114:28	8-25	0.320	0-3	0.000	2-2	1.000	1	13	14/2.8	18	10-0	1	6	0	18/3.6						
5	Schimmel, S	17-0	76:44	11-20	0.550	9-16	0.563	4-5	0.800	0	8	8/0.5	10	4-0	3	7	1	35/2.1						
2	Bulgak, A	7-0	22:55	5-11	0.455	1-2	0.500	3-4	0.750	3	6	9/1.3	0	3-0	0	1	0	14/2.0						
22	Alston, A	1-0	00:13	0-0	0.000	0-0	0.000	0-0	0.000	0	0	0/0.0	0	0-0	0	0	0	0/0.0						
Team												287									29			
New York Liberty		33-165	6775:00	993-2286	0.434	152-411	0.370	570-730	0.781	354	925	1566/47.5	618	669-5	237	479	155	2708/82.1						
Team												266									34			
OPPONENTS		33-165	6775:00	941-2292	0.411	204-631	0.323	571-714	0.800	287	828	1381/41.8	554	626-3	268	418	144	2657/80.5						

PHOENIX MERCURY



201 E. Jefferson St.
Phoenix, AZ 85004
Tel: (602) 379-7900
Fax: (602) 379-7540

General Information

Conference: Western
Arena: Talking Stick Resort
Arena (9,629)
TV: Fox Sports Arizona
Colors: Orange, Purple, Light
Gray, Black, White

www.phoenixmercury.com
[@PhoenixMercury](https://twitter.com/PhoenixMercury)

Directory

Managing Partner:
Robert Sarver
President:
Jason Rawley
General Manager:
Jim Pitman
Vice President:
Anne Meyers Drysdale
**Head Coach/Director of Player
Personnel:**
Sandy Brondello
Assistant Coach:
Julie Hairgrove
Assistant Coach:
Todd Troxell
Head Athletic Trainer:
Alicia Yamamoto
Equipment Manager:
Denise Romero
Vice President of Operations:
Vince Kozar
**Manager, Basketball
Communications:**
Bryce Marsee

2017 vs. Phoenix Mercury

June 1 @ 7:00PM
Chicago vs. Phoenix

June 16 @ 9:00PM
Chicago @ Phoenix

July 28 @ 7:30PM
Chicago vs. Phoenix

PHOENIX MERCURY

Chicago vs. Phoenix 2016 Series (2-1)

Chicago Sky Cumulative Stats

Chicago Sky	Record (W-L) : 10-12	Home(6-5)	Away(4-7)																								
3-POINT																		---REBOUNDS---									
NO	PLAYER	GP-GS	MIN	FGM-FGA	FG%	FGM-FGA	FG%	FTM-FTA	FT%	OFF	DEF	TOT/AVG	AST	PF-DQ	STL	TO	BLK	PTS/AVG									
11	Delle Donne, E	21-21	710:59	164-335	0.490	32-76	0.421	90-98	0.918	36	117	153/7.3	42	51-1	10	30	32	450/21.4									
23	Pondexter, C	22-18	581:28	92-232	0.397	9-22	0.409	54-61	0.885	9	54	63/2.9	58	34-0	16	31	2	247/11.2									
14	Quigley, A	22-0	385:50	91-184	0.495	21-53	0.396	23-26	0.885	2	19	21/1.0	34	23-0	14	26	5	226/10.3									
21	Faulkner, J	22-10	456:23	75-168	0.446	18-49	0.367	23-29	0.793	4	32	36/1.6	111	41-0	22	49	3	191/8.7									
22	Vandersloot, C	19-12	403:17	50-119	0.420	15-41	0.366	30-34	0.882	5	35	40/2.1	84	38-0	27	30	2	145/7.6									
1	Young, T	22-11	560:45	69-163	0.423	0-1	0.000	24-33	0.727	30	71	101/4.6	28	52-0	12	24	2	162/7.4									
34	Boyette, I	19-4	363:03	55-90	0.611	0-0	0.000	20-32	0.625	35	70	105/5.5	10	58-1	12	21	22	130/6.8									
41	de Souza, E	21-18	367:14	50-107	0.467	0-0	0.000	19-27	0.704	46	70	116/5.5	15	42-0	9	14	14	119/5.7									
51	Breland, J	22-11	288:45	46-95	0.484	0-0	0.000	10-11	0.909	27	46	73/3.3	13	41-0	8	20	15	102/4.6									
32	Parker, C	16-4	193:42	24-51	0.471	0-1	0.000	10-15	0.667	19	33	52/3.3	4	26-0	6	13	3	58/3.6									
8	Dos Santos, C	12-0	96:34	9-23	0.391	0-1	0.000	5-8	0.625	6	14	20/1.7	7	15-0	3	4	2	23/1.9									
44	Laney, B	8-1	42:07	2-12	0.167	0-1	0.000	4-4	1.000	1	4	5/0.6	1	6-0	1	2	0	8/1.0									
Team												183				13											
Chicago Sky		22-110	4450:00	727-1579	0.460	95-245	0.388	312-378	0.825	220	565	968/44.0	407	427-2	140	277	102	1861/84.6									
Team												185				23											
OPPONENTS		22-110	4450:00	646-1505	0.429	147-420	0.350	419-514	0.815	188	531	904/41.1	422	383-2	153	272	95	1858/84.5									

Phoenix vs. Chicago 2016 Series (1-2)

Phoenix Mercury Cumulative Stats

Phoenix Mercury		Record (W-L) : 10-10			Home(7-5)			Away(3-0)																
		3-POINT								---REBOUNDS---														
NO	PLAYER	GP GS	MIN	FGM FGA	FG%	FTM FTA	FT%	OFF	DEF	TOT/AVG	AST	PF/DQ	STL	TO	BLK	PTS/AVG								
3	Trunetti, D	23-22	686:42	126-325	0.388	64-185	0.346	105-118	0.890	2	71	74/3.4	93	71-1	22	61	2	421/19.1						
24	Ransom, D	23-17	746:17	113-354	0.441	18-104	0.165	97-118	0.822	34	88	112/4.9	51	40-0	34	44	17	361/15.7						
42	Griner, B	23-23	680:44	114-215	0.530	0-0	0.000	62-114	0.537	53	110	143/6.2	23	60-2	7	43	71	320/13.9						
15	Taylor, J	15-15	311:24	61-151	0.404	26-61	0.426	52-57	0.912	4	56	60/4.0	57	31-1	22	26	5	200/12.3						
4	Dupree, C	21-21	508:14	95-172	0.551	0-0	0.000	11-36	0.306	20	81	101/4.8	43	51-1	19	25	2	230/11.0						
21	Nagay, M	4-1	80:24	3-20	0.400	4-7	0.571	6-6	1.000	2	6	8/2.0	11	16-1	5	0	0	26/6.5						
5	Perovich, S	23-13	370:48	43-85	0.442	6-21	0.286	28-29	0.966	20	31	51/2.3	15	38-0	15	23	7	118/5.4						
10	Harding, L	10-0	182:23	11-49	0.367	3-4	0.500	14-17	0.824	1	20	21/2.1	27	9-0	6	15	1	52/5.2						
15	Boss, K	9-9	198:07	19-39	0.487	0-2	0.000	2-9	0.500	4	17	21/2.3	5	15-0	2	12	1	10/1.1						
8	Dass, M	23-1	337:51	23-64	0.516	0-0	0.000	20-25	0.300	25	24	49/2.1	20	36-0	15	14	10	36/3.7						
20	Hermans, T	18-1	150:32	26-45	0.578	0-0	0.000	14-19	0.737	11	24	35/1.9	1	31-0	10	16	2	66/3.7						
12	Harden, A	20-1	183:33	16-34	0.471	3-10	0.300	1-2	0.500	9	10	19/1.9	10	15-0	10	6	4	39/1.8						
45	Quinn, M	13-0	129:01	7-28	0.241	1-10	0.100	6-7	0.857	1	11	12/0.9	18	20-1	5	10	3	21/1.6						
21	Fields, N	1-0	17:18	1-7	0.143	0-1	0.000	1-2	0.500	0	0	0/0.0	0	2-0	0	2	0	2/0.8						
11	Williams, C	6-0	25:06	1-9	0.111	0-1	0.000	1-2	0.500	1	6	7/1.2	2	1-0	0	2	0	2/0.5						
Team										178				10										
Phoenix Mercury		23-115	4700:00	673-1481	0.456	144-406	0.355	433-576	0.839	158	555	891/38.7	376	474-7	172	317	125	1983/86.2						
Team										185				52										
OPPONENTS		23-115	4700:00	723-1614	0.448	144-360	0.391	390-476	0.336	222	576	901/42.7	399	493-3	165	330	62	1908/86.4						

SAN ANTONIO STARS



One AT&T Center
San Antonio, Tx 78219
Tel: (210) 444-5000
Fax: (210) 444-5699

General Information

Conference: Western
Arena: AT&T Center (9,888)
Radio: The Ticket 760AM
TV: Fox Sports Southwest
Colors: Silver, Black

www.sasilverstars.com

Directory

Chairman/CEO:
Juliana Hawn Holt
President/CEO:
Rick Pych
Head Coach:
Vickie Johnson
General Manager:
Ruth Riley
Assistant Coach:
Latricia Trammell
Assistant Coach:
Joi Williams
Head Athletic Trainer:
Camile Crawford
Strength and Conditioning:
Chrissy Stragisher
Director of Basketball Operations:
Tonya Holley
Basketball Operations and Equipment Manager:
Sarah Cilea
Communications Manager:
Rebecca Sweat

2017 vs. San Antonio Stars

June 10 @ 7:00PM
Chicago @ San Antonio

June 30 @ 7:00PM
Chicago @ San Antonio

August 10 @ 7:00PM
Chicago vs. San Antonio

SAN ANTONIO STARS

Chicago vs. San Antonio 2016 Series (2-1)

Chicago Sky	Record (W-L) : 14-13	Home(8-6)	Away(6-7)																	
				3-POINT						---REBOUNDS---										
NO	PLAYER	GP-GS	MIN	FGM-FGA	FG%	FGM-FGA	FG%	FTM-FTA	FT%	OFF	DEF	TOT/AVG	AST	PF-DQ	STL	TO	BLK	PTS/AVG		
11	Delle Donne, E	26-26	886:43	201-418	0.481	40-96	0.417	120-128	0.938	45	144	189/7.3	49	62-1	14	34	42	562/21.6		
23	Pondexter, C	27-23	723:17	122-294	0.415	13-31	0.419	61-68	0.897	10	64	74/2.7	73	46-0	20	41	3	318/11.8		
14	Quigley, A	27-0	450:31	101-212	0.476	22-59	0.373	27-30	0.900	2	23	25/0.9	44	25-0	16	29	5	251/9.3		
22	Vanderloot, C	24-15	548:30	68-168	0.405	19-53	0.358	47-52	0.904	8	52	60/2.5	111	49-0	32	35	4	202/8.4		
21	Faulkner, J	27-12	523:19	86-193	0.446	19-53	0.358	28-35	0.800	5	35	40/1.5	122	45-0	24	56	3	210/8.1		
1	Young, T	27-16	694:47	89-202	0.441	0-1	0.000	33-44	0.750	39	84	123/4.6	38	72-0	17	30	3	211/7.8		
34	Boyens, I	24-9	453:58	66-117	0.564	0-0	0.000	24-38	0.632	45	96	141/5.9	14	69-1	15	24	32	156/6.5		
41	de Souza, E	24-18	388:59	57-115	0.496	0-0	0.000	22-31	0.710	47	74	121/5.0	15	46-0	10	15	15	136/5.7		
51	Breland, J	27-11	403:01	61-122	0.500	0-0	0.000	17-21	0.810	35	71	106/3.9	16	58-0	10	23	24	139/5.1		
32	Parker, C	20-4	232:30	32-64	0.500	0-1	0.000	14-21	0.667	26	34	60/3.0	4	30-0	8	13	3	78/3.9		
8	Dos Santos, C	13-0	102:27	9-25	0.360	0-1	0.000	5-8	0.625	6	15	21/1.6	7	17-0	3	6	2	23/1.8		
44	Laney, B	8-1	42:07	2-12	0.167	0-1	0.000	4-4	1.000	1	4	5/0.6	1	6-0	1	2	0	8/1.0		
Team												220				18				
Chicago Sky		27-135	5450:00	894-1942	0.460	113-296	0.382	402-480	0.838	269	696	1185/43.9	494	525-2	170	326	136	2303/85.3		
Team												230				24				
OPPONENTS		27-135	5450:00	797-1850	0.431	184-530	0.347	506-627	0.807	228	657	1115/41.3	524	479-2	176	324	117	2284/84.6		

San Antonio vs. Chicago 2016 Series (1-2)

San Antonio Stars		Record (W-L) : 6-21			Home(4-9)			Away(2-12)													
		3-POINT								---REBOUNDS---											
NO	PLAYER	GP-GS	MIN	FGM-FGA	FG%	FGM-FGA	FG%	FTM-FTA	FT%	OFF	DEF	TOT/AVG	AST	PF-DQ	STL	TO	BLK	PTS/AVG			
21	McBride, K	17-17	523:01	102-278	0.367	29-95	0.305	58-68	0.853	13	55	68/4.0	33	22-0	18	34	2	291/17.1			
4	Jefferson, M	27-27	793:00	131-303	0.432	26-62	0.419	43-58	0.741	12	46	58/2.1	111	56-0	39	50	4	331/12.3			
1	Curia, M	27-27	667:50	93-249	0.373	20-63	0.317	53-60	0.883	29	87	116/4.3	52	74-0	25	47	12	259/9.6			
5	Hamby, D	25-25	633:12	81-192	0.422	2-14	0.143	60-83	0.723	36	91	127/5.1	25	58-0	13	41	12	224/9.0			
40	Alexander, K	25-0	488:44	77-141	0.546	0-0	0.000	46-61	0.754	47	66	113/4.5	13	55-0	11	28	13	200/8.0			
7	Peters, H	27-0	458:04	53-155	0.342	13-55	0.236	20-24	0.833	9	47	56/2.1	19	44-1	7	26	6	139/5.1			
51	Colson, S	27-0	452:28	46-108	0.426	4-20	0.200	39-47	0.830	10	34	44/1.6	68	48-0	32	42	1	135/5.0			
22	Baugh, V	4-0	50:40	8-14	0.571	0-0	0.000	2-4	0.500	2	9	11/2.8	1	10-0	2	3	1	18/4.5			
45	Ndour, A	23-2	247:14	35-91	0.385	12-38	0.316	20-23	0.870	18	42	60/2.6	8	26-0	6	9	19	102/4.4			
6	Montgomery, A	22-7	329:20	34-93	0.366	10-30	0.333	9-12	0.750	15	36	51/2.3	37	34-0	9	17	4	87/4.0			
32	Appel-Marinelli, J	27-27	590:00	39-95	0.411	0-2	0.000	27-35	0.771	34	104	138/5.1	46	87-1	24	39	29	105/3.9			
24	Gwathmey, J	15-3	189:13	18-44	0.409	6-15	0.400	8-11	0.727	7	21	28/1.9	9	23-0	5	6	4	50/3.3			
11	Dietrick, B	1-0	08:08	1-2	0.500	0-1	0.000	0-0	0.000	0	3	3/3.0	0	0-0	0	0	0	2/2.0			
3	Eidebrink, F	8-0	44:04	1-8	0.125	0-6	0.000	1-2	0.500	1	2	3/0.4	7	2-0	1	4	0	3/0.4			
Team												204							43		
San Antonio Stars		27-135	5475:00	719-1773	0.406	122-401	0.304	386-488	0.791	233	643	1080/40.0	429	539-2	192	394	107	1946/72.1			
Team												224							23		
OPPONENTS		27-135	5475:00	780-1777	0.439	143-392	0.365	465-576	0.807	252	708	1184/43.9	481	483-4	192	354	121	2168/80.3			

SEATTLE STORM



3421 Thorndyke Ave. W.
Seattle, WA 98119
Tel: (206) 217-9622
Fax: (206) 281-5817

General Information

Conference: Western
Arena: Key Arena at Seattle Center (9,686)
Radio: KPTK 1090AM
TV: KONG 616
Colors: Green, Gold, Red, Bronze

www.stormbasketball.com

Directory

Ownership:
Force 10 Hoops, L.L.C.
President and General Manager:

Alisha Valavanis

Head Coach:

Jenny Boucek

Assistant Coach:

Gary Kloppenburg

Assistant Coach:

Ryan Webb

Manager of Basketball

Operations:

Talisa Rhea

Athletic Trainer:

Tom Spencer

Public Relations Manager:

Kimberly Veale

2017 vs. Seattle Storm

July 18 @ 8:00PM

Chicago @ Seattle

August 20 @ 5:00PM

Chicago vs. Seattle

September 3 @ 3:00PM

Chicago vs. Seattle

SEATTLE STORM

Chicago vs. Seattle 2016 Series (2-1)

Chicago Cumulative Stats

Chicago Sky	Record (W-L) : 18-15	Home(11-6)	Away(7-9)																
				3-POINT						---REBOUNDS---									
NO	PLAYER	GP-GS	MIN	FGM-FGA	FG%	FGM-FGA	FG%	FTM-FTA	FT%	OFF	DEF	TOY/AVG	AST	PF-DQ	STL	TO	BLK	PTS/AVG	
11	Delle Donne, E	28-28	927:17	214-441	0.485	43-101	0.426	130-139	0.935	48	149	197/7.0	53	64-1	16	35	43	601/21.5	
23	Pondexter, C	33-29	905:19	163-380	0.429	17-47	0.362	82-93	0.882	13	81	94/2.8	90	56-0	31	48	3	425/12.9	
22	Vanderloot, C	30-21	727:55	96-229	0.419	26-74	0.351	66-73	0.904	13	67	80/2.7	141	60-0	41	48	4	284/9.5	
14	Quigley, A	33-0	574:09	124-262	0.473	29-78	0.372	34-38	0.895	4	25	29/0.9	50	33-0	17	31	5	311/9.4	
1	Young, T	31-19	791:21	107-236	0.453	0-1	0.000	47-60	0.783	43	98	141/4.5	42	83-0	23	34	3	261/8.4	
21	Faulkner, J	33-13	618:16	97-226	0.429	22-64	0.344	36-47	0.766	10	40	50/1.5	149	57-0	34	66	4	252/7.6	
34	Boyene, I	30-15	573:51	86-153	0.562	0-0	0.000	33-50	0.660	54	115	169/5.6	18	89-1	19	26	41	205/6.8	
51	Breland, J	33-15	558:06	80-167	0.479	0-0	0.000	31-39	0.795	44	103	147/4.5	24	71-0	15	35	36	191/5.8	
41	de Souza, E	30-18	489:07	72-143	0.503	0-0	0.000	25-34	0.735	61	94	155/5.2	19	60-0	15	22	19	169/5.6	
32	Parker, C	24-6	293:34	38-78	0.487	0-1	0.000	17-32	0.531	33	43	76/3.2	5	42-0	11	17	5	93/3.9	
8	Dos Santos, C	19-0	174:07	19-54	0.352	0-1	0.000	17-20	0.850	18	22	40/2.1	9	27-0	5	10	4	55/2.9	
44	Laney, B	8-1	42:07	2-12	0.167	0-1	0.000	4-4	1.000	1	4	5/0.6	1	6-0	1	2	0	8/1.0	
Team												266				21			
Chicago Sky		33-165	6675:00	1098-2381	0.461	137-368	0.372	522-629	0.830	342	841	1449/43.9	601	648-2	228	395	167	2855/86.5	
Team												291				29			
OPPONENTS		33-165	6675:00	992-2272	0.437	221-639	0.346	616-770	0.800	292	792	1375/41.7	651	598-4	218	408	138	2821/85.5	

Seattle vs. Chicago 2016 Series (1-2)

Seattle Cumulative Stats

Seattle Storm	Record (W-L) : 15-18	Home(9-7)	Away(6-11)																		
				3-POINT						---REBOUNDS---											
NO	PLAYER	GP-GS	MIN	FGM-FGA	FG%	FGM-FGA	FG%	FTM-FTA	FT%	OFF	DEF	TOT/AVG	AST	PF-DQ	STL	TO	BLK	PTS/AVG			
30	Stewart, B	33-33	1148:44	202-442	0.457	43-129	0.333	156-188	0.830	38	268	306/9.3	111	79-0	38	79	62	603/18.3			
24	Loyd, J	33-33	1047:49	193-441	0.438	39-129	0.302	126-141	0.894	32	79	111/3.4	109	57-0	41	74	10	551/16.7			
10	Bird, S	33-33	1045:58	155-344	0.451	69-155	0.445	43-54	0.796	3	89	92/2.8	191	45-0	32	81	6	422/12.8			
1	Langhorne, C	32-32	820:59	125-196	0.638	1-1	1.000	56-75	0.747	41	136	177/5.5	47	60-0	23	52	10	307/9.6			
32	Clark, A	32-31	888:29	102-212	0.481	35-91	0.385	50-59	0.847	39	77	116/3.6	61	84-0	24	43	2	289/9.0			
7	Tokashiki, R	30-1	387:00	55-119	0.462	0-1	0.000	41-50	0.820	27	48	75/2.5	8	82-0	15	24	4	151/5.0			
23	Mosqueda-Lewis, K	31-0	379:13	53-142	0.373	31-93	0.333	14-18	0.778	7	18	25/0.8	25	46-0	5	26	2	151/4.9			
4	O'Hea, J	21-2	249:14	23-65	0.354	12-38	0.316	9-10	0.900	8	20	28/1.3	19	17-0	8	14	3	67/3.2			
9	Garling, M	11-0	63:52	9-17	0.529	0-0	0.000	7-7	1.000	5	4	9/0.8	1	19-0	1	10	3	25/2.3			
45	Quinn, N	19-0	258:37	15-49	0.306	1-11	0.091	5-5	1.000	1	33	34/1.8	29	16-0	6	18	2	36/1.9			
34	Thomas, K	18-0	169:02	10-17	0.588	0-0	0.000	4-5	0.800	19	24	43/2.4	2	38-0	3	9	13	24/1.3			
22	Wright, M	15-0	95:22	8-26	0.308	1-10	0.100	3-5	0.600	1	7	8/0.5	11	15-1	6	13	1	20/1.3			
5	Bishop, A	12-0	65:12	4-11	0.364	1-6	0.167	3-4	0.750	0	6	6/0.5	8	17-0	1	1	1	12/1.0			
11	Dietrick, B	2-0	05:30	0-0	0.000	0-0	0.000	2-2	1.000	0	0	0/0.0	0	1-0	0	1	0	2/1.0			
Team												248									
Seattle Storm		33-165	6625:00	954-2081	0.458	233-664	0.351	519-623	0.833	221	809	1278/38.7	622	576-1	203	479	119	2660/80.6			
Team												229									
OPPONENTS		33-165	6625:00	1006-2268	0.444	172-504	0.341	468-589	0.795	319	788	1336/40.5	544	640-2	237	413	101	2652/80.4			

DALLAS WINGS



500 E. Border
Suite #250
Arlington, Texas 76010
Tel: (817) 469-9464

General Information

Conference: Western
Arena: College Park Center
(7,000)
Colors: Navy, Volt

www.dallaswingsbasketball.com

Directory

President/CEO:
Gregg Bibb
Head Coach:
Fred Williams
Assistant Coach:
Bridget Pettis
Assistant Coach:
Taj McWilliams-Franklin
Director of Sports Medicine:
Allison Russell
Basketball Communications
Dir:
Bianca Gamez

2017 vs. Dallas Wings

July 12 @ 11:30AM
Chicago vs. Dallas

July 16 @ 3:30PM
Chicago @ Dallas

DALLAS WINGS

Chicago vs. Dallas 2016 Series (3-0)

Chicago Cumulative Stats

Chicago Sky	Record (W-L) : 12-13	Home(7-6)	Away(5-7)																
3-POINT										---REBOUNDS---									
NO	PLAYER	GP-GS	MIN	FGM-FGA	FG%	FGM-FGA	FG%	FTM-FTA	FT%	OFF	DEF	TOT/AVG	AST	PF-DQ	STL	TO	BLK	PTS/AVG	
11	Delle Donne, E	24-24	820:34	187-387	0.483	38-90	0.422	110-118	0.932	41	133	174/7.3	47	57-1	12	31	38	522/21.8	
23	Pondexter, C	25-21	665:18	111-265	0.419	13-28	0.464	56-63	0.889	10	60	70/2.8	65	40-0	19	38	2	291/11.6	
14	Quigley, A	25-0	426:57	97-200	0.485	22-58	0.379	25-28	0.893	2	20	22/0.9	40	24-0	15	28	5	241/9.6	
21	Faulkner, J	25-12	497:26	81-183	0.443	19-52	0.365	28-35	0.800	5	35	40/1.6	116	43-0	24	55	3	209/8.4	
22	Vanderloot, C	22-13	490:36	58-149	0.389	17-49	0.347	43-48	0.896	7	45	52/2.4	97	45-0	30	33	3	176/8.0	
1	Young, T	25-14	630:47	76-183	0.415	0-1	0.000	29-39	0.744	34	78	112/4.5	30	64-0	15	29	2	181/7.2	
34	Boyette, I	22-7	421:48	62-108	0.574	0-0	0.000	21-34	0.618	40	89	129/5.9	13	68-1	14	23	29	145/6.6	
41	de Souza, E	22-18	373:14	51-108	0.472	0-0	0.000	19-27	0.704	47	70	117/5.3	15	44-0	9	15	14	121/5.5	
51	Breland, J	25-11	363:34	56-111	0.505	0-0	0.000	16-20	0.800	33	60	93/3.7	15	51-0	9	23	19	128/5.1	
32	Parker, C	18-4	221:13	31-62	0.500	0-1	0.000	12-19	0.632	25	33	58/3.2	4	30-0	8	13	3	74/4.1	
8	Dos Santos, C	12-0	96:34	9-23	0.391	0-1	0.000	5-8	0.625	6	14	20/1.7	7	15-0	3	4	2	23/1.9	
44	Laney, B	8-1	42:07	2-12	0.167	0-1	0.000	4-4	1.000	1	4	5/0.6	1	6-0	1	2	0	8/1.0	
Team												206			18				
Chicago Sky		25-125	5050:00	821-1791	0.458	109-281	0.388	368-443	0.831	251	641	1098/43.9	450	487-2	159	312	120	2119/84.8	
Team												217			24				
OPPONENTS		25-125	5050:00	736-1700	0.433	165-474	0.348	474-589	0.805	206	603	1026/41.0	481	442-2	170	304	108	2111/84.4	

Dallas vs. Chicago 2016 Series (0-3)

Dallas Cumulative Stats

Dallas Wings		Record (W-L) : 9-17			Home(5-8)		Away(4-9)													
3-POINT										---REBOUNDS---										
NO	PLAYER	GP-GS	MIN	FGM-FGA	FG%	FGM-FGA	FG%	FTM-FTA	FT%	OFF	DEF	TOT/AVG	AST	PF-DQ	STL	TO	BLK	PTS/AVG		
0	Sims, O	26-23	822:56	115-337	0.341	36-120	0.300	103-115	0.896	18	54	72/2.8	103	64-0	31	72	2	369/14.2		
13	Christmas, K	26-26	839:27	102-250	0.408	31-93	0.333	103-131	0.786	70	96	166/6.4	61	68-1	31	39	17	338/13.0		
4	Diggins, S	19-17	521:26	75-194	0.387	14-52	0.269	78-99	0.788	8	20	28/1.5	65	34-0	25	47	4	242/12.7		
25	Johnson, O	14-5	414:28	64-138	0.464	4-11	0.364	43-58	0.741	37	95	132/9.4	20	32-1	16	19	9	175/12.5		
22	Pierson, P	21-21	559:13	93-237	0.392	29-78	0.372	43-53	0.811	29	69	98/4.7	43	76-1	16	33	8	258/12.3		
23	Powers, A	26-1	468:53	74-199	0.372	23-65	0.354	77-91	0.846	20	35	55/2.1	29	59-1	26	44	5	248/9.5		
3	Paris, C	26-25	662:01	99-176	0.563	0-1	0.000	19-38	0.500	79	138	217/8.3	31	85-0	11	18	24	217/8.3		
8	Bias, T	3-0	29:19	5-12	0.417	2-5	0.400	4-6	0.667	0	3	3/1.0	4	2-0	2	4	0	16/5.3		
31	Phillips, E	24-11	357:49	38-84	0.452	18-44	0.409	29-32	0.906	13	18	31/1.3	29	24-0	5	21	2	123/5.1		
35	Hooper, J	24-1	245:12	36-91	0.396	23-63	0.365	3-4	0.750	7	23	30/1.3	3	23-0	5	15	2	98/4.1		
55	Plainsance, T	20-0	225:09	28-76	0.368	10-36	0.278	7-10	0.700	16	30	46/2.3	6	41-0	6	13	8	73/3.7		
44	Hamblin, R	16-0	100:45	7-24	0.292	0-0	0.000	4-5	0.800	7	15	22/1.4	3	10-0	2	4	6	18/1.1		
1	Kiesel, B	14-0	103:26	4-23	0.174	1-6	0.167	3-4	0.750	1	5	6/0.4	18	15-0	5	10	0	12/0.9		
Team												238						32		
Dallas Wings		26-130	5350:00	740-1841	0.402	191-574	0.333	516-646	0.799	305	601	1144/44.0	415	533-4	181	371	87	2187/84.1		
Team												209						18		
OPPONENTS		26-130	5350:00	849-1778	0.478	124-369	0.336	478-603	0.793	246	686	1141/43.9	502	577-4	211	365	154	2300/88.5		

WASHINGTON MYSTICS



601 F. Street NW
Washington D.C., 20004
Tel: (202) 628-3200

General Information

Conference: Eastern
Arena: Verizon Center (10,100)
TV: TBD
Colors: Red, White, Navy,
Silver

www.washingtonmystics.com

Directory

Owner:
Monumental Sports &
Entertainment
Chairman:
Ted Leonsis
President:
Sheila C. Johnson
**Head Coach/General
Manager:**
Mike Thibault
Assistant Coach:
Marianne Stanley
Assistant Coach:
Eric Thibault
**Director of Basketball
Communications:**
Ketsia Colimon
Head Athletic Trainer:
Emily Fortunato

2017 vs. Washington Mystics

May 24 @ 11:30PM
Chicago vs. Washington

May 26 @ 6:00PM
Chicago @ Washington

June 25 @ 5:00PM
Chicago vs. Washington

WASHINGTON MYSTICS

Chicago vs. Washington 2016 Series (3-1)

Chicago Sky		Record (W-L) : 15-13		Home(9-6)		Away(6-7)													
		3-POINT								—REBOUNDS—									
NO	PLAYER	GP-GS	MIN	FGM-FGA	FG%	FGM-FGA	FG%	FTM-FTA	FT%	OFF	DEF	TOT/AVG	AST	PF-DQ	STL	TO	BLK	PTS/AVG	
11	Dele Donne, E	27-27	919:15	213-438	0.486	43-100	0.430	128-137	0.934	47	148	195/7.2	53	64-1	16	35	42	59/22.1	
23	Pondexter, C	28-24	754:16	126-305	0.413	13-31	0.419	63-70	0.900	11	66	77/2.8	78	47-0	20	41	3	328/11.7	
14	Quigley, A	28-0	464:26	104-218	0.477	24-61	0.393	27-30	0.900	2	23	25/0.9	44	26-0	17	29	5	259/9.3	
22	Vandersloot, C	25-16	580:48	70-175	0.400	19-56	0.339	50-56	0.893	9	55	64/2.6	117	50-0	32	38	4	209/8.4	
1	Young, T	28-17	719:26	92-208	0.442	0-1	0.000	37-48	0.771	39	87	126/4.5	40	75-0	19	31	3	221/7.9	
21	Faulkner, J	28-12	531:28	87-195	0.446	19-53	0.358	28-35	0.800	6	36	42/1.5	125	47-0	24	58	3	221/7.9	
34	Boyens, I	25-10	474:27	70-122	0.574	0-0	0.000	26-42	0.619	46	102	148/5.9	16	73-1	16	25	36	166/6.6	
41	de Souza, E	25-18	402:22	61-119	0.513	0-0	0.000	22-31	0.710	50	76	126/5.0	15	48-0	11	15	15	144/5.8	
51	Breland, J	28-11	422:18	62-125	0.496	0-0	0.000	20-25	0.800	36	75	111/4.0	17	59-0	10	23	25	144/5.1	
32	Parker, C	20-4	232:30	32-64	0.500	0-1	0.000	14-21	0.667	26	34	60/3.0	4	30-0	8	13	3	78/3.9	
8	Dos Santos, C	14-0	106:46	9-26	0.346	0-1	0.000	7-10	0.700	7	15	22/1.6	7	18-0	3	7	3	25/1.8	
44	Laney, B	8-1	42:07	2-12	0.167	0-1	0.000	4-4	1.000	1	4	5/0.6	1	6-0	1	2	0	8/1.0	
Team												230				18			
Chicago Sky		28-140	5650:00	928-2007	0.462	118-305	0.387	426-509	0.837	280	721	1231/44.0	517	543-2	177	335	142	2400/85.7	
Team												237				25			
OPPONENTS		28-140	5650:00	823-1915	0.430	186-545	0.341	525-649	0.809	236	674	1147/41.0	538	499-2	183	333	120	2357/84.2	

Washington vs. Chicago 2016 Series (1-3)

Washington Mystics		Record (W-L) : 11-17				Home(4-9)		Away(7-8)											
		3-POINT								---REBOUNDS---									
NO	PLAYER	GP-GS	MIN	FGM-FGA	FG%	FGM-FGA	FG%	FTM-FTA	FT%	OFF	DEF	TOT/AVG	AST	PF-DQ	STL	TO	BLK	PTS/AVG	
4	Hill, T	26-26	760:45	114-331	0.344	45-135	0.333	134-163	0.822	13	58	71/2.7	72	59-0	30	35	3	407/15.7	
33	Meesserman, E	28-28	825:03	169-319	0.530	28-57	0.491	54-66	0.818	55	101	156/5.6	55	70-0	35	36	22	420/15.0	
12	Latta, I	22-2	457:34	55-166	0.331	32-105	0.305	40-44	0.909	9	28	37/1.7	42	34-0	8	31	1	182/8.3	
31	Dolson, S	28-25	590:35	86-182	0.473	3-14	0.214	50-62	0.806	40	87	127/4.5	27	66-0	10	36	26	225/8.0	
30	Sanders, L	4-0	69:27	9-18	0.500	0-0	0.000	11-13	0.846	4	8	12/3.0	1	12-0	3	3	10	29/7.3	
8	Hartley, B	24-5	405:55	50-133	0.376	21-58	0.362	36-45	0.800	9	38	47/2.0	54	44-0	10	35	0	157/6.5	
14	Ruffin-Pratt, T	26-25	615:58	52-151	0.344	6-30	0.200	57-77	0.740	31	84	115/4.4	68	62-1	26	46	7	167/6.4	
9	Vaughn, K	28-4	565:09	77-153	0.503	0-0	0.000	20-26	0.769	30	91	121/4.3	17	42-0	17	27	18	174/6.2	
2	Copper, K	24-3	403:13	52-123	0.423	10-22	0.455	35-49	0.714	12	65	77/3.2	18	48-0	14	28	2	149/6.2	
15	Cloud, N	25-22	580:36	45-122	0.369	20-50	0.400	33-41	0.805	4	71	75/3.0	84	52-0	19	32	2	143/5.7	
21	Hawkins, T	24-0	251:42	42-85	0.494	11-22	0.500	18-21	0.857	24	35	59/2.5	10	52-1	5	23	4	113/4.7	
5	Minchell, L	4-0	57:00	6-16	0.375	2-8	0.250	4-6	0.667	1	5	6/1.5	5	4-0	0	5	0	18/4.5	
11	Malott, A	17-0	131:02	10-36	0.278	6-22	0.273	9-10	0.900	3	15	18/1.1	7	10-0	5	8	2	35/2.1	
41	Weissner, J	7-0	25:06	4-9	0.444	2-4	0.500	2-2	1.000	1	2	3/0.4	2	5-0	0	3	0	12/1.7	
6	Dimitskou, Z	2-0	11:04	1-3	0.333	1-2	0.500	0-0	0.000	0	1	1/0.5	1	3-0	0	1	0	3/1.5	
Team												232				27			
Washington Mystics		28-140	5750:00	772-1847	0.418	187-529	0.353	503-625	0.805	236	689	1157/41.3	463	563-2	182	376	97	2234/79.8	
Team												234				20			
OPPONENTS		28-140	5750:00	838-1893	0.443	151-449	0.336	483-597	0.809	269	706	1209/43.2	519	573-3	180	362	120	2310/82.5	



DOWNLOAD THE OFFICIAL CHICAGO SKY APP!



CALL 866.SKY.WNBA OR VISIT CHICAGOSKY.NET